

The background of the cover is a photograph of a large fountain with multiple water jets. The ground in the foreground is paved with large, light-colored stones, some of which are shaped like stars. The fountain is set in a park-like area with trees and a clear blue sky.

**ACTIVE SHOOTER
INCIDENTS IN THE
UNITED STATES**

2023

JUNE 2024

Acknowledgments

This report was written by the Federal Bureau of Investigation (FBI) in collaboration with the Advanced Law Enforcement Rapid Response Training (ALERRT) Center at Texas State University.¹

This report is in the public domain. Authorization to reproduce this publication in whole or in part is granted. The accompanying citation is as follows: *Active Shooter Incidents in the United States, 2023*, Federal Bureau of Investigation, U.S. Department of Justice, Washington, D.C., and the Advanced Law Enforcement Rapid Response Training (ALERRT) Center at Texas State University, published 2024.



ALERRT

TEXAS STATE UNIVERSITY

The FBI and the ALERRT Center support the *Don't Name Them* campaign. This campaign encourages media, law enforcement, and public information officers to shift their focus from the perpetrators of active shooter incidents toward the victims, survivors, and heroes who stopped them, as well as the communities that come together to help in the healing process. To learn more, visit donthamethem.org.

¹ This report supplements the previous publications: Blair, J. Pete, and Schweit, Katherine W. *A Study of Active Shooter Incidents in the United States Between 2000 and 2013*, Texas State University and the Federal Bureau of Investigation, U.S. Department of Justice, Washington, D.C., 2014; *Active Shooter Incidents in the United States in 2014 and 2015*, Federal Bureau of Investigation, U.S. Department of Justice, Washington, D.C., 2016; *Active Shooter Incidents in the United States in 2016 and 2017*, Federal Bureau of Investigation, U.S. Department of Justice, Washington, D.C., 2018; *Active Shooter Incidents in the United States in 2018*, Federal Bureau of Investigation, U.S. Department of Justice, Washington, D.C., 2019; *Active Shooter Incidents in the United States in 2019*, Federal Bureau of Investigation, U.S. Department of Justice, Washington, D.C., 2020; *Active Shooter Incidents in the United States in 2020*, Federal Bureau of Investigation, U.S. Department of Justice, Washington, D.C., 2021; *Active Shooter Incidents in the United States in 2021*, Federal Bureau of Investigation, U.S. Department of Justice, Washington, D.C., 2022; and *Active Shooter Incidents in the United States in 2022*, Federal Bureau of Investigation, U.S. Department of Justice, Washington, D.C., 2023.

Executive Summary

In 2013, U.S. President Barack Obama signed into law the Investigative Assistance for Violent Crimes Act of 2012, which led the FBI to examine active shooter incidents since 2000. The findings in this report are intended to provide an overview of active shooter incidents to help law enforcement, other first responders, and the public better understand the levels of threats associated with active shooter incidents.

In 2023, the FBI designated 48 shootings as active shooter incidents. Although incidents decreased by 4% from 2022 (50 incidents), the number of active shooter incidents increased by 60% since 2019 (30 incidents).

The 48 active shooter incidents in 2023 occurred in 26 states and represent five location categories: **open space**, **commerce**, **education**, **health care**, and **residence**.

Additional active shooter incident key findings include:

- There were 244 casualties (105 killed and 139 wounded).
- Two law enforcement officers were killed and 12 were wounded.
- In the incident with the highest number of casualties (31), 18 were killed and 13 wounded.
- In three incidents, there were zero casualties.
- California had the most incidents (eight), followed by Texas and Washington, each with four incidents.
- April had the highest number of incidents (seven), with January having the second highest number of incidents (six).
- Incidents occurred every day of the week, with Monday having the highest number of incidents (11).
- Incidents were more likely to occur between noon and 11:59 p.m.
- Fifteen incidents met the federal definition for a mass killing incident.
- Based on location, 28 incidents (58%) occurred in **open spaces**, followed by 14 in **commerce** (29%), three in **education** (6%), two in **health care** (4%), and one in **residence** (2%).
- There were 24 incidents (50%) that involved multiple locations (19 in open spaces and five in commerce).
- Of the 49 shooters, 48 were male (98%) and one identified as both female and transgender male (2%).
- Shooters were between the ages of 17 and 72 years old.
- In 48 incidents, 60 firearms were used by shooters—43 handguns, 16 rifles, and one shotgun.
- Of the 48 incidents, four involved an insider threat (8%).
- Of the 49 shooters, five wore body armor (10%).
- Of the 49 shooters, 30 were apprehended by law enforcement (61%), 12 were killed by law enforcement (25%), and seven died by suicide (14%).
- In 20 incidents (42%), there was an identified connection between the shooter and the location and/or at least one victim, whereas in 28 incidents (58%), no connection was identified.

Table of Contents

Acknowledgments	i
Executive Summary	ii
Introduction	1
2023 Active Shooter Incidents Snapshot.....	2
By the Numbers: A Comparison of 2022–2023 Statistics.....	3
2023 Incident Statistics	4
2023 Active Shooter Incidents by State/Casualties by State.....	4
2023 Map Identifying Mass Killings and Five Highest Casualty Counts.....	6
2023 Active Shooter Incidents by Month, Week, and Time of Day.....	8
2023 Locations	10
2023 Open Space Snapshot.....	12
2023 Commerce (Open, Closed, and Malls) Snapshot.....	14
2023 Education Snapshot.....	16
2023 Health Care Snapshot.....	17
2023 Residence Snapshot.....	18
2023 Engagement/Intervention	19
2023 Law Enforcement Engagement Snapshot.....	19
2023 Security Personnel Intervention Snapshot.....	20
2023 Civilian Intervention Snapshot.....	21
2023 Shooter Data	22
2023 Active Shooter Snapshot.....	22
Conclusion	27
2023 Active Shooter Incident Summaries	28
Five-Year Comparisons, 2019–2023	34
Five-Year Summary.....	34
Active Shooter Incidents Snapshot, 2019–2023.....	35
By the Numbers: A Comparison of 2019–2023 Statistics.....	36
Incident Statistics, 2019–2023.....	37
Security Personnel Intervention, 2019–2023.....	47
2000–2023 Incident Statistics	49
Definitions of Location Categories	50
Glossary	51

ACTIVE SHOOTER INCIDENTS IN THE UNITED STATES IN 2023

Introduction

The FBI designated 48 shootings² in 2023 as active shooter incidents.

U.S. federal government agencies define an active shooter as an individual actively engaged in killing or attempting to kill people in a confined and populated area. The FBI expands this definition to include one or more individual(s) in an incident and omits the word *confined* as the term excludes incidents that occurred outside buildings. Based on these modifications, the FBI defines an active shooter as one or more individuals actively engaged in killing or attempting to kill people in a populated area. Implicit in this definition is the shooter's use of a firearm. The *active* component of the definition inherently implies the ongoing nature of an incident and thus the potential for a response to affect the outcome.

The FBI researches incidents to identify those meeting the scope of this study by using internal FBI holdings and repositories, official law enforcement reports (when obtainable), and open-source data. However, there is no mandated database collection or central intake point for reporting active shooter incidents, as there is for other crimes.

Data cited in this report for active shooter incidents that occurred in 2023 is valid as of February 16, 2024; however, incident data from prior published reports was not updated. If additional incidents meeting FBI criteria are identified after the publication of this document, every effort will be made to include those incidents in future reporting.

When evaluating shooting incidents to determine if they met the FBI's active shooter definition, researchers considered for inclusion:

- Shootings occurring in public places

- Shootings occurring in multiple locations
- Shootings resulting in a mass killing³
- Shootings indicating apparent spontaneity by the shooter
- Shootings where the shooter appeared to methodically search for potential victims
- Shootings that appeared focused on injury to people, not shooting at buildings or objects

This report does not encompass all gun-related incidents. A gun-related incident was excluded if research established it involved or was the result of:

- Self-defense
- Gang violence
- Drug-related violence
- Residential or domestic disputes
- Barricade/hostage situations
- Shootings where the shooter's actions were the result of another criminal act
- Crossfire as a byproduct of another ongoing criminal act
- An action that appeared not to have put other people in peril

This methodology was first articulated in *A Study of Active Shooter Incidents in the United States Between 2000 and 2013* and was applied to the 2023 incidents for consistency.⁴

This report continues a series of FBI active shooter-related products published since September 2014. These reports are not intended to explore all facets of active shooter incidents but rather to provide law enforcement officers, other first responders, corporations, educators, and the public with a baseline understanding of active shooter incidents.

² See pages 28–33 for incident summaries.

³ The federal definition of “mass killing” is “three or more killings in a single incident.” Derived from Investigative Assistance for Violent Crimes Act of 2012, 28 USC § 530C(b)(1)(M)(i). The statute does not address the inclusion or exclusion of the shooter. The FBI does not include the shooter in its mass killing statistics.

⁴ Blair, J. Pete, and Schweit, Katherine W. *A Study of Active Shooter Incidents in the United States Between 2000 and 2013*, Texas State University and the Federal Bureau of Investigation, U.S. Department of Justice, Washington, D.C., 2014.

2023 Active Shooter Incidents Snapshot

Incidents⁵



Casualties



Shooters



Mass Killings

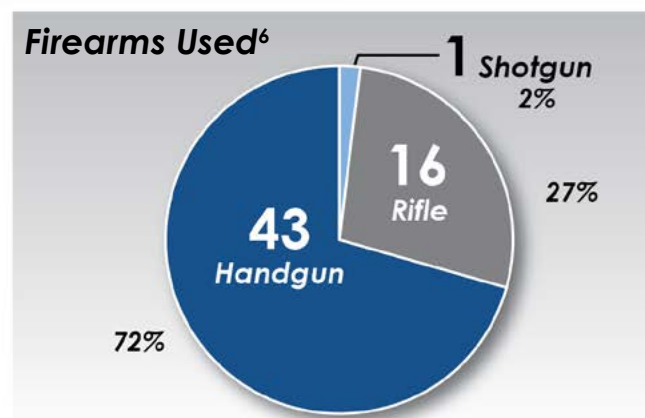
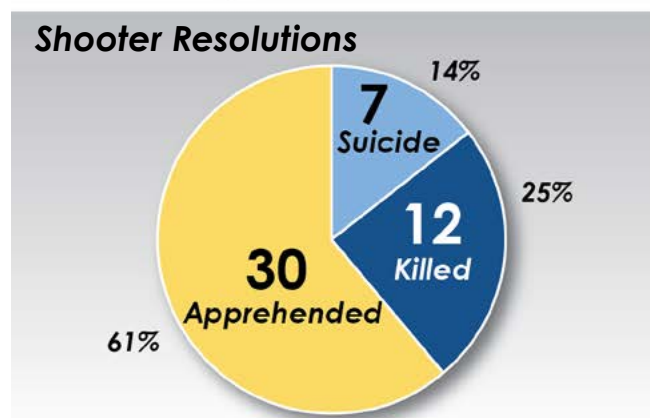
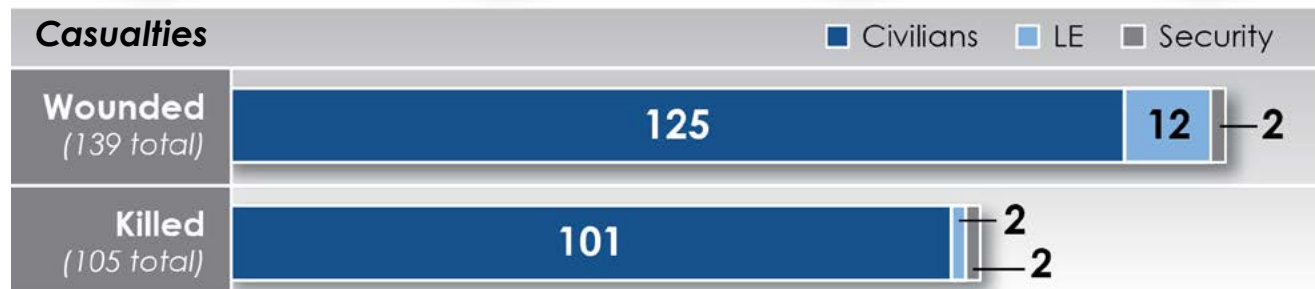


Figure 1

⁵ For location category definitions, see page 50.

⁶ Percentages may not total 100 due to rounding.

By the Numbers: A Comparison of 2022–2023 Statistics

	2023	2022	
Total Incidents	48	50	
Casualties (Excluding Shooters)	244 <i>105 killed 139 wounded</i>	313 <i>100 killed 213 wounded</i>	
LE Officers Killed	2	1	
LE Officers Wounded	12	21	
Met “Mass Killing” Definition	15	13	
Incidents Where LE Engaged Shooters	12	9	
Shooters	49 shooters <i>48 male 1 female/ transgender male</i>	50 shooters <i>47 male 1 female 1 nonbinary 1 unknown</i>	
Shooter Resolutions	Shooters Died by Suicide	7	9
	Shooters Killed by LE	12	7
	Shooters Killed by Citizen	0	2
	Shooters Apprehended by LE	30	29 <i>3 at large</i>
Shooters Wore Body Armor	5	4	

2023 metrics decreased from 2022
 2023 metrics increased from 2022

Figure 2

Note: For a full comparison of incidents from 2019 to 2023, see page 36.

2023 Incident Statistics

2023 Active Shooter Incidents by State/Casualties by State

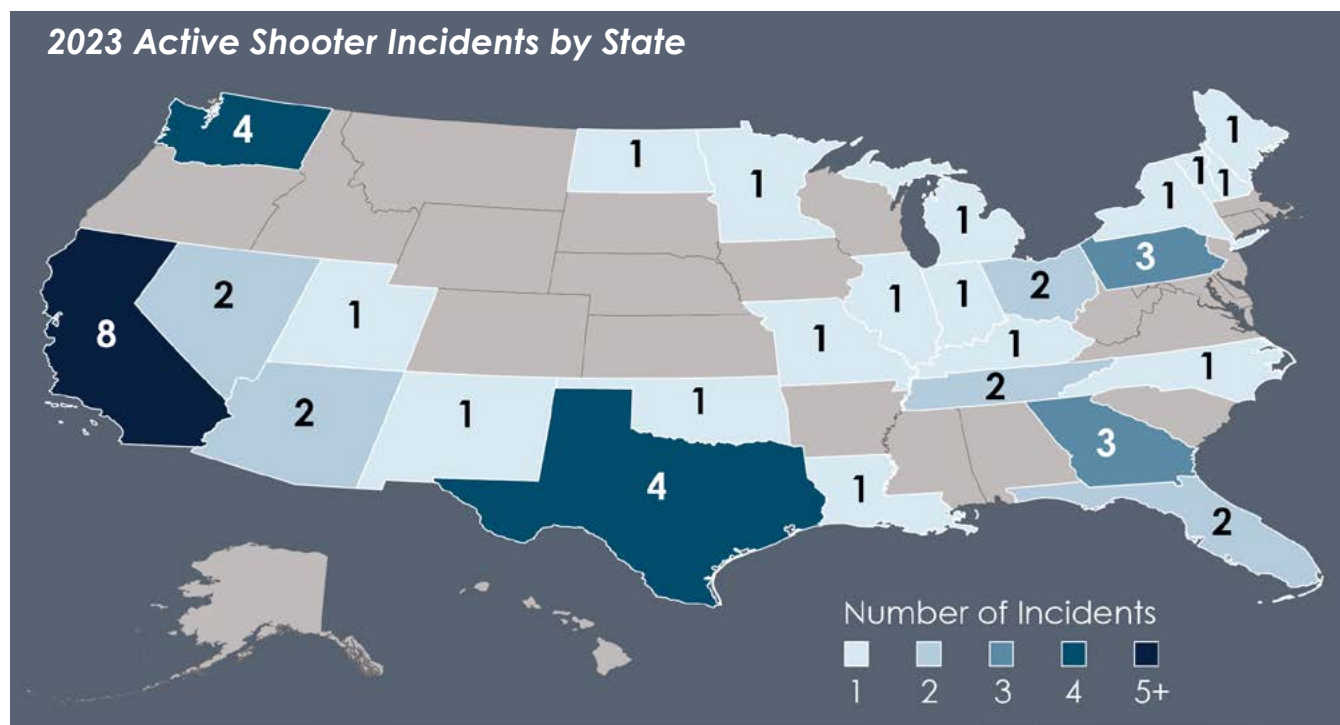


Figure 3

Summary

The 48 incidents in 2023 occurred in 26 states.

- Eight incidents occurred in **California**.
- Four incidents each occurred in **Texas** and **Washington**.
- Three incidents each occurred in **Georgia** and **Pennsylvania**.
- Two incidents each occurred in **Arizona**, **Florida**, **Nevada**, **Ohio**, and **Tennessee**.
- One incident each occurred in **Illinois**, **Indiana**, **Kentucky**, **Louisiana**, **Maine**, **Michigan**, **Minnesota**, **Missouri**, **New Hampshire**, **New Mexico**, **New York**, **North Carolina**, **North Dakota**, **Oklahoma**, **Utah**, and **Vermont**.

2023 Active Shooter Incidents and Casualties by State

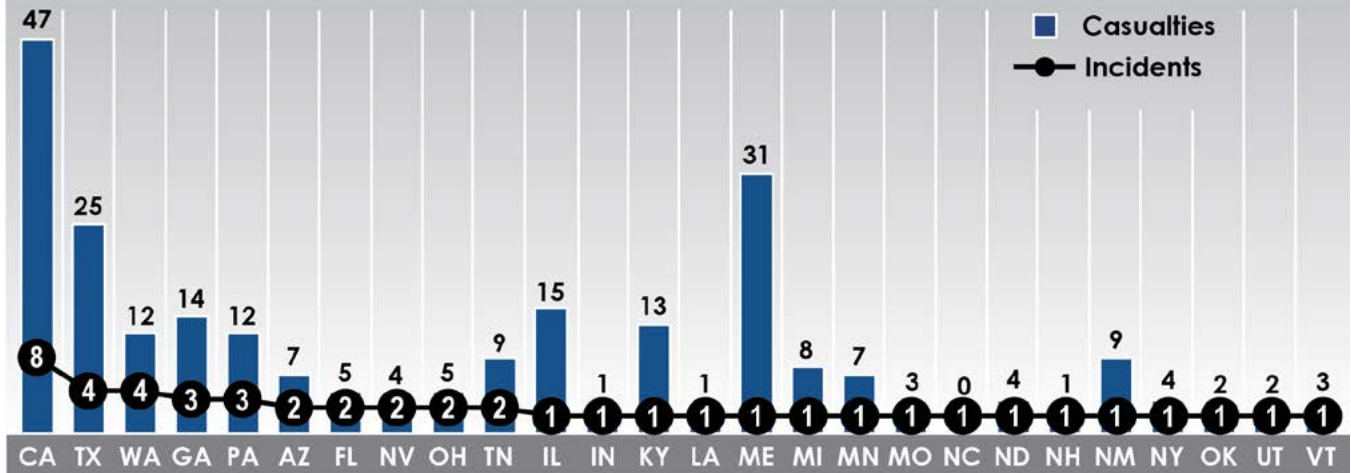


Figure 4

Summary

In 2023, California had the most incidents (eight) and the most casualties (47). Maine had the highest number of casualties (31) in a single incident.

State	Incidents	Casualties
California	8	47
Texas	4	25
Washington	4	12
Georgia	3	14
Pennsylvania	3	12
Arizona	2	7
Florida	2	5
Nevada	2	4
Ohio	2	5
Tennessee	2	9
Illinois	1	15
Indiana	1	1
Kentucky	1	13

State	Incidents	Casualties
Louisiana	1	1
Maine	1	31
Michigan	1	8
Missouri	1	3
Minnesota	1	7
North Carolina	1	0
North Dakota	1	4
New Hampshire	1	1
New Mexico	1	9
New York	1	4
Oklahoma	1	2
Utah	1	2
Vermont	1	3

2023 Map Identifying Mass Killings and Five Highest Casualty Counts



Figure 5

Summary

Fifteen⁷ of the 48 incidents (31%) met the criteria cited in the federal definition of a mass killing. Mass killings increased by 15% in 2023 (15) from 2022 (13).

Incident locations with the five highest casualty counts (accounting for 94 casualties [39%] for 2023):

- Just-In-Time Recreation and Schemengees Bar & Grille, Lewiston, Maine: 18 killed and 13 wounded (**31 total**)

- Star Ballroom Dance Studio, Monterey Park, California; and Lai Lai Ballroom and Studio, Alhambra, California: 11 killed and nine wounded (**20 total**)
- Allen Premium Outlets, Allen, Texas: eight killed and seven wounded (**15 total**)

- Studio 1258, Chicago, Illinois: 15 wounded (**15 total**)
- Old National Bank, Louisville, Kentucky: five killed and eight wounded (**13 total**)

⁷ Incidents 3, 4, 5, 7, 11, 14, 22, 23, 24, 29, 32, 36, 37, 42, and 47. For incident summaries, see pages 28-33.

2023 Active Shooter Incidents by Month, Week, and Time of Day

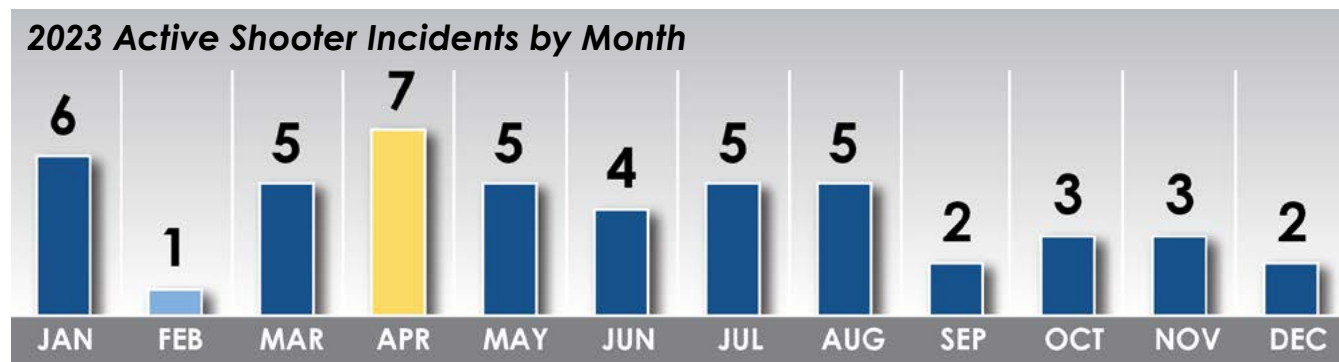


Figure 6

Summary

In 2023, April had the highest number of incidents (seven); February had the lowest number of incidents (one). January had the highest monthly increase in incidents when compared to January 2022 (from one to six); May had the greatest monthly decrease in incidents when compared to May 2022 (from nine to five).

Number of incidents by month:

- January: 6
- February: 1
- March: 5
- April: 7
- May: 5
- June: 4
- July: 5
- August: 5
- September: 2
- October: 3
- November: 3
- December: 2

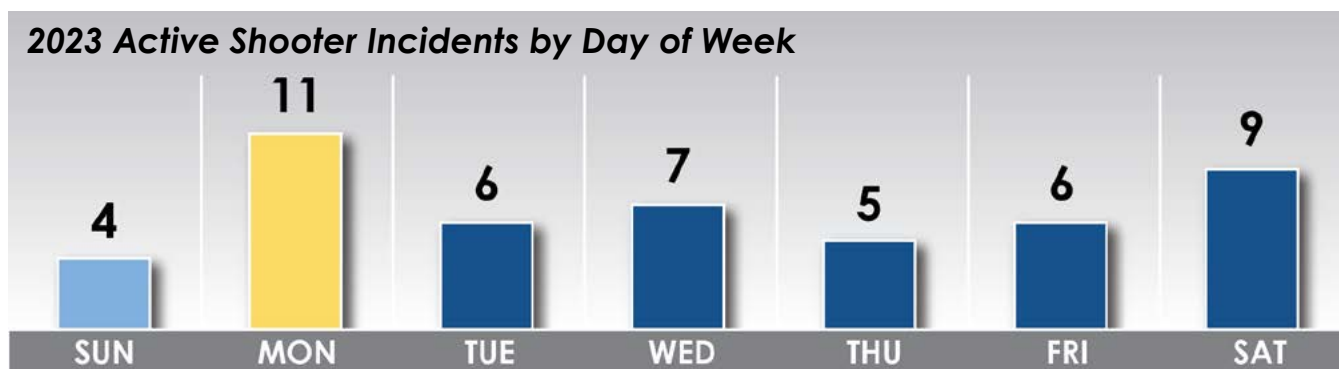


Figure 7

Summary

In 2023, Monday had the highest number of incidents (11); Sunday had the lowest number of incidents (four). Saturday had the highest increase of incidents when compared to 2022 (from six to nine); Sunday had the greatest decrease of incidents when compared to 2022 (from 12 to four). Thirty-five incidents (73%) occurred Monday through Friday. Thirteen incidents (27%) occurred on weekends.

Number of incidents by day of the week:

- Sunday: 4
- Monday: 11
- Tuesday: 6
- Wednesday: 7
- Thursday: 5
- Friday: 6
- Saturday: 9

2023 Active Shooter Incidents by Time of Day

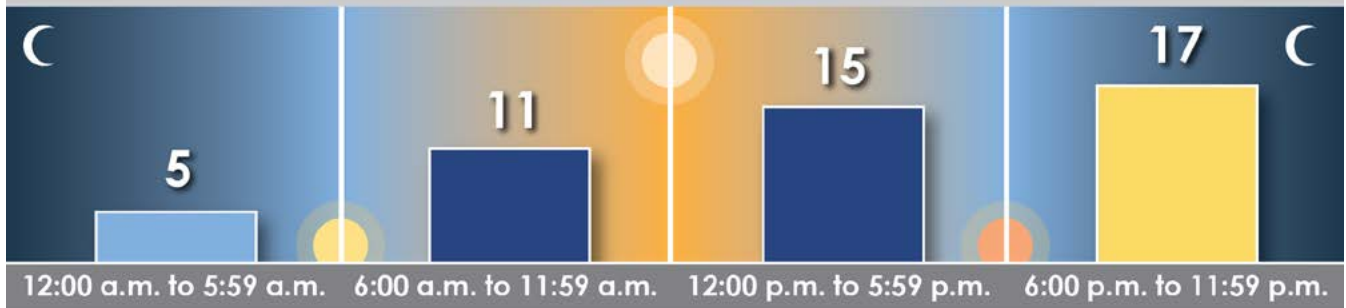


Figure 8

Summary

Thirty-two incidents (67%) in 2023 occurred during p.m. hours (between 12:00 p.m. and 11:59 p.m.), and 16 incidents (33%) occurred during a.m. hours (between 12:00 a.m. and 11:59 a.m.).

Number of incidents by local time:

- 12:00 a.m. to 5:59 a.m.: 5
- 6:00 a.m. to 11:59 a.m.: 11⁸
- 12:00 p.m. to 5:59 p.m.: 15⁹
- 6:00 p.m. to 11:59 p.m.: 17

⁸ Incidents 21 and 26 overlapped two time periods (6:00 a.m. to 11:59 a.m. and 12:00 p.m. to 5:59 p.m.). The incident times are accounted for when the incidents began.

⁹ Incident 24 overlapped three time periods (12:00 p.m. to 5:59 p.m., 6:00 p.m. to 11:59 p.m., and 12:00 a.m. to 5:59 a.m.). The incident time is accounted for when the incident began.

2023 Locations



Figure 9

Summary

In *A Study of Active Shooter Incidents in the United States Between 2000 and 2013*,¹⁰ the FBI identified seven location categories where the public was most at risk.¹¹ The FBI further breaks down individual categories, such as commerce (open or closed to pedestrians, or malls), government (military or other government properties), and education (pre-K through 12th grade or institutions of higher education [IHE]).

In 2023, the 48 incidents occurred in five location categories, including **open space**, **commerce**, **education**, **health care**, and **residence**. In 24 incidents (50%), the shooter fired weapons in multiple locations (**open space** and **commerce**).

Fifteen incidents (31%) were mass killings with four occurring in **open space**, eight occurring in **commerce**, and three in **education**.

Number of incidents by location category:

- Open space: **28**
- Commerce: **14**
- Education: **3**
- Health care: **2**
- Residence: **1**
- Government: **0**
- House of worship: **0**
- Other: **0**

¹⁰ In *A Study of Active Shooter Incidents in the United States Between 2000 and 2013*, the FBI identified 11 locations where the public was most at risk during an incident. These locations include commerce areas (divided into businesses open to pedestrian traffic, malls, and businesses closed to pedestrian traffic), education environments (divided into pre-K through 12th grade and IHE), government properties (divided into military and other government properties), health care facilities, houses of worship, open spaces, and residences. In 2018, the FBI identified an additional location category, “other,” to capture incidents that occurred in venues other than the 11 previously identified locations.

¹¹ See page 50 for location category definitions.

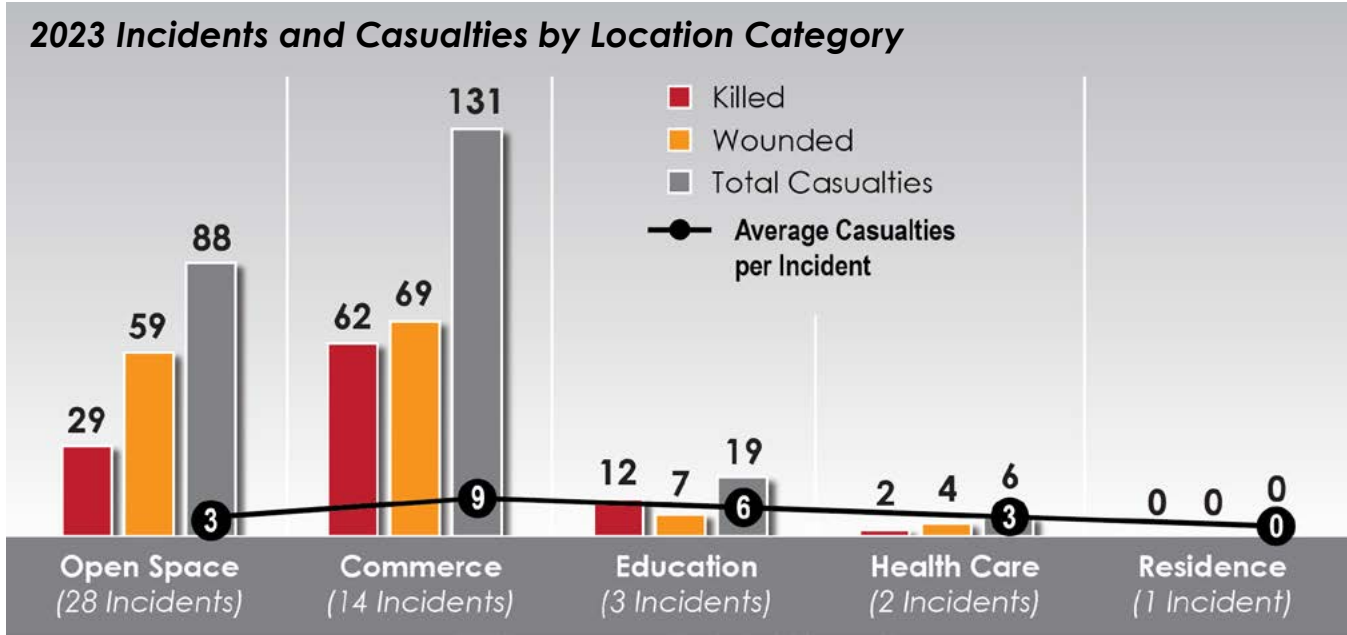


Figure 10

Summary

In 2023, the **open space** location category had 28 incidents (58%), resulting in 88 casualties (36%). The **commerce** location category had 14 incidents (29%), resulting in 131 casualties (54%), which

represents the most in any location category. The **education** location category had three incidents (6%), resulting in 19 casualties (8%).

2023 Casualties by Location Category	Open Space	Commerce	Education	Health Care	Residence
Killed (105)	29	62	12	2	0
Wounded (139)	59	69	7	4	0
Total Casualties (244)	88	131	19	6	0
Number of Incidents (48)	28	14	3	2	1
Average Casualties per Incident	3	9	6	3	0



2023 Open Space Snapshot

Incidents

28

Casualties

88

Shooters

29
3 wore
body armor

Mass Killings¹²

4
14%

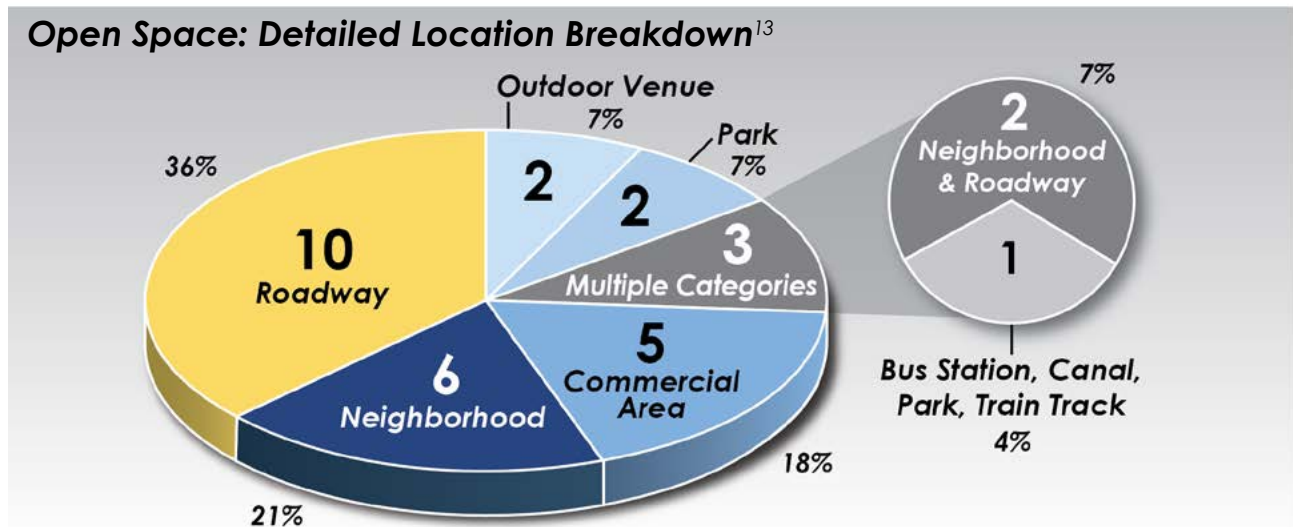



Figure 11

¹² Incidents 23, 24, 29, and 32.

¹³ Roadway: incidents 10, 17, 19, 26, 29, 30, 33, 39, 41, and 48; neighborhood: incidents 6, 9, 23, 32, 35, and 46; commercial area: incidents 2, 12, 25, 31, and 40; outdoor venue: incidents 15 and 27; park: incidents 18 and 20; neighborhood and roadway: incidents 1 and 34; and canal, park, bus station, and train track: incident 24.

Key Takeaways

In 2023, incidents in the **open space** location category happened every day of the week; Saturday had the most incidents (six). Of the 29 shooters, 79% were apprehended by law enforcement (18 at another location and five at the scene) and 21% were killed (three each at the scene and at another location).

Thirty-four firearms (26 handguns and eight rifles) were used in 28 incidents. In five incidents, the shooter used multiple weapons. The age category 25–34 had the most shooters (11). **Open space** had the youngest shooters (age 17). Three shooters in **open space** wore body armor. In eight incidents, the shooter exchanged gunfire with law enforcement. Of the 28 incidents, 19 took place in multiple locations.

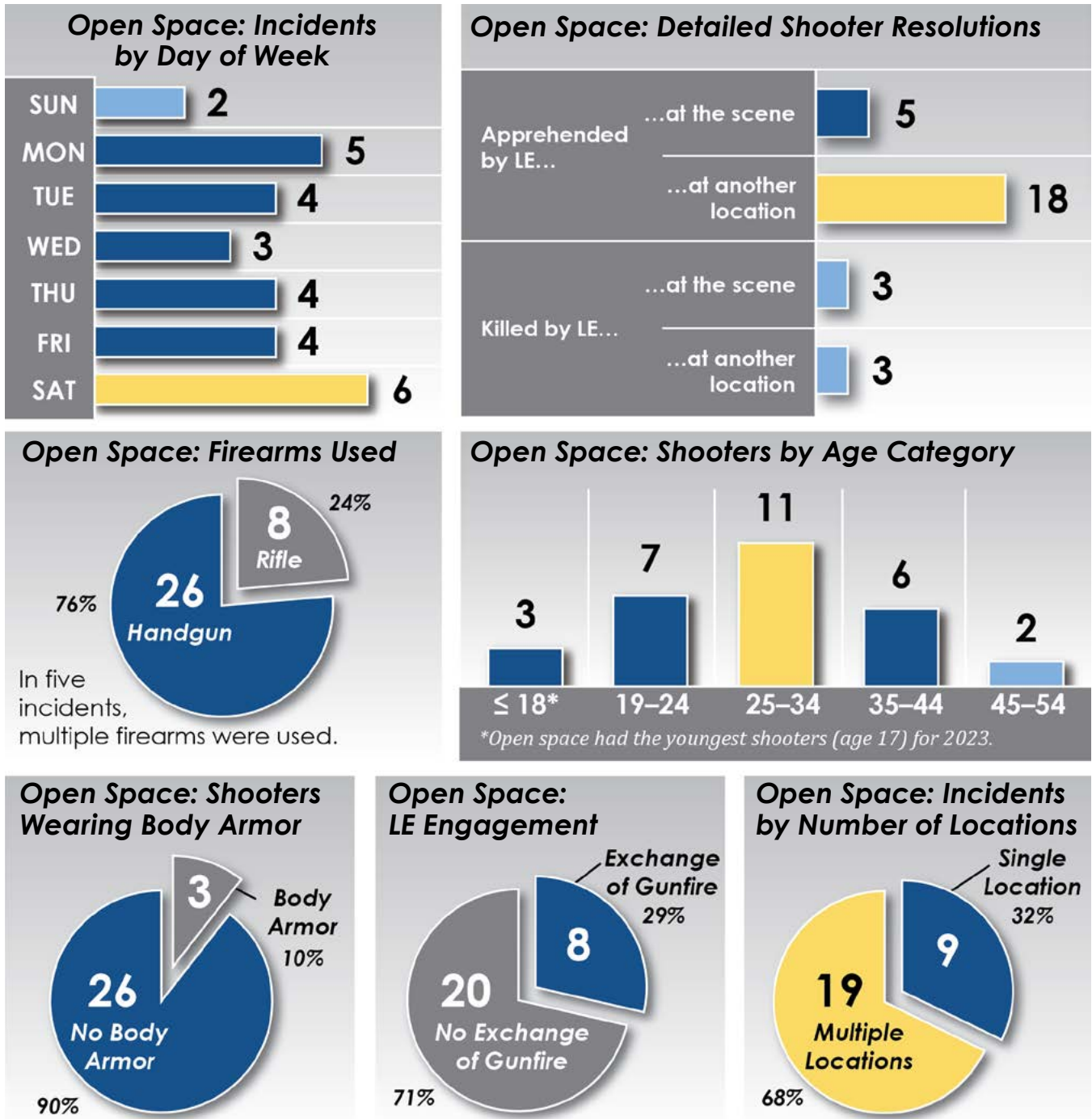


Figure 12



2023 Commerce (Open, Closed, and Malls) Snapshot

Incidents

14

Casualties

131

Shooters

14


2 wore
body armor

Mass Killings¹⁴

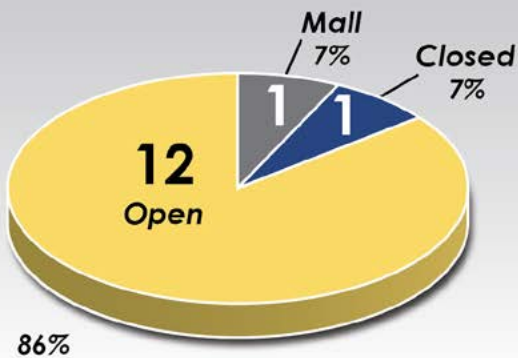
8

57%

Commerce (Open, Closed, and Malls): Casualties



Commerce: Location Breakdown



Commerce: Detailed Location Breakdown¹⁵

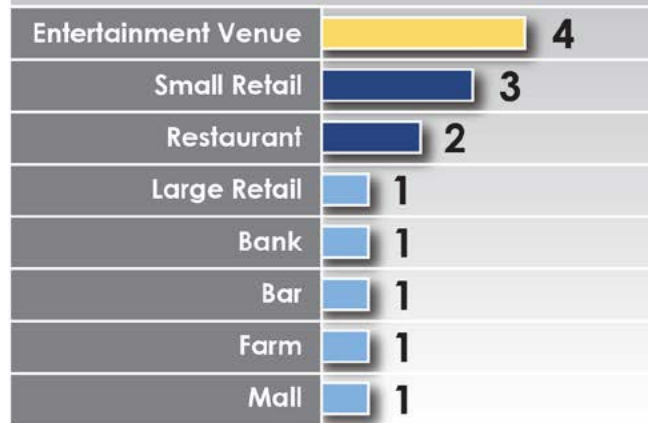


Figure 13

¹⁴ Incidents 3, 4, 5, 14, 22, 36, 37, and 42.

¹⁵ Entertainment venues: incidents 3, 8, 42, and 43; small retail: incidents 5, 16, and 37; large retail: incident 45; restaurants: incidents 13 and 38. Commerce locations with one incident each: bank, incident 14; bar, incident 36; farm, incident 4; and mall, incident 22.

Key Takeaways

In 2023, incidents in the **commerce** location category occurred every day of the week except Friday; Monday had the most incidents (four). Of the 14 shooters, 42% died by suicide (six) and 36% were apprehended by law enforcement (four at the scene and one at another location). Eighteen firearms (12

handguns, five rifles, and one shotgun) were used in 14 incidents. In two incidents, the shooter used multiple weapons. The age categories 19–24 and 25–34 had the most shooters (three each). **Commerce** had the oldest shooter (age 72). Two shooters in **commerce** wore body armor. In three incidents, the shooter exchanged gunfire with law enforcement. Of the 14 incidents, five took place in multiple locations.

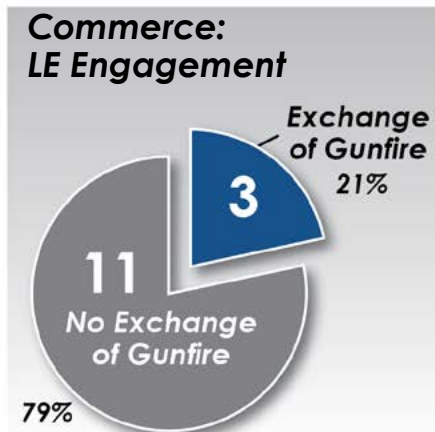
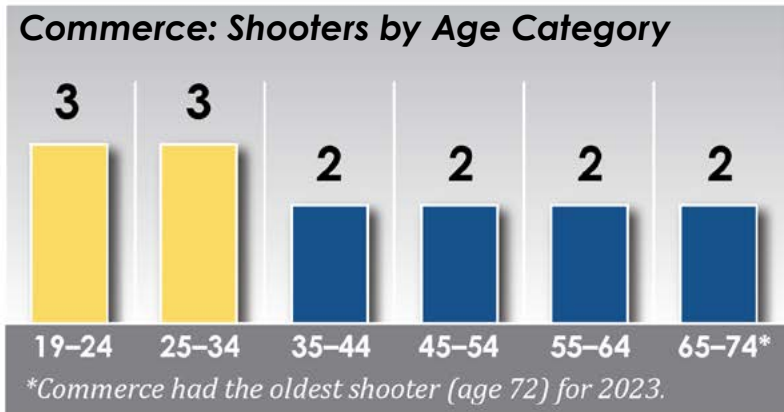
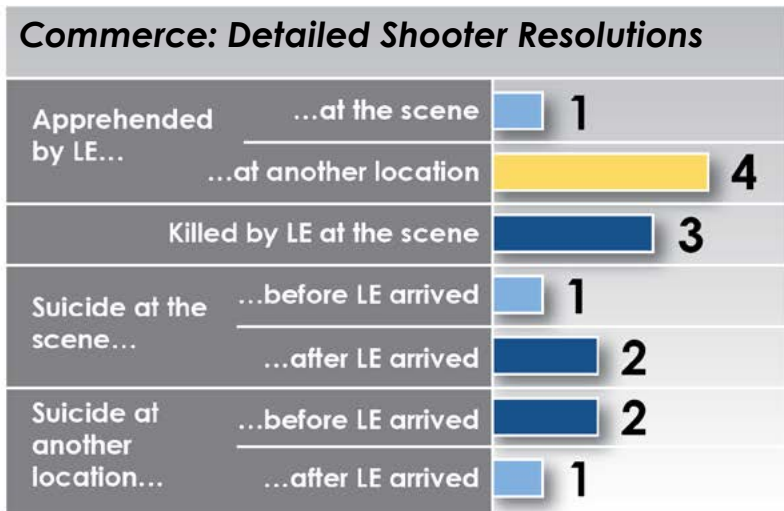
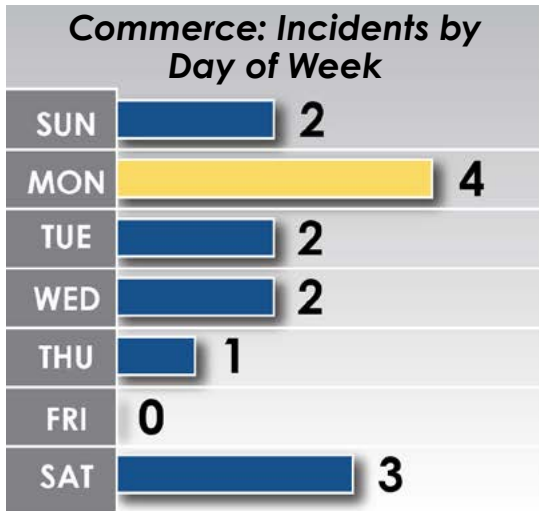


Figure 14



2023 Education Snapshot

Incidents

3

Casualties

19

Shooters

3

2 male
1 female/
transgender
male

Mass Killings¹⁶

3

100%



Figure 15

Summary

Of the 48 incidents in 2023, three incidents (6%) occurred in the **education** location category.¹⁶

- Two incidents occurred at institutions of higher education (IHE).
- One incident occurred at a pre-K–12th grade school.
- Two incidents occurred on Mondays and one occurred on a Wednesday.
- One shooter was in the age category 25–34 (age 28).
- One shooter was in the age category 35–44 (age 43).
- One shooter was in the age category 65–74 (age 67).
- The average age of shooters in the **education** location category was 46 years old. The

shooters were neither current students nor employees at the time of the incident.

- In two incidents, the shooter used a single firearm (one handgun in each); in one incident, the shooter used multiple firearms (one handgun and two rifles).
- One shooter was categorized as an insider threat (former student).
- One shooter was killed by law enforcement after an exchange of gunfire.
- One shooter was killed by law enforcement at the scene.
- One shooter died by suicide at another location when confronted by law enforcement.

¹⁶ Incidents 7, 11, and 47.



2023 Health Care Snapshot

Incidents



Casualties



Shooters



Mass Killings




Figure 16

Summary

Of the 48 incidents in 2023, two incidents (4%) occurred in the **health care** location category.¹⁷

- One incident occurred at a hospital.
- One incident occurred at a clinic.
- One shooter was in the age category 19–24 (age 24) and one shooter was in the age category 25–34 (age 33).
- Both shooters used a single firearm in each incident (handgun).
- One shooter had a connection to the location as a patient.
- One shooter had a connection to the location as a former patient.
- One shooter was apprehended by law enforcement at another location.
- One shooter was killed by law enforcement at the scene.

¹⁷ Incidents 21 and 44.



2023 Residence Snapshot

Incidents

1

Casualties

0

Shooters

1

Mass Killings

0

Summary

Of the 48 incidents in 2023, one incident occurred in the **residence** location category.¹⁸

- The shooter was in the age category 25–34 (age 32).
- The shooter used a rifle.
- The shooter was connected to the location as a house guest.
- The shooter was apprehended by law enforcement at the scene after being shot and detained by security personnel.

¹⁸ Incident 28.

2023 Engagement/Intervention

2023 Law Enforcement Engagement Snapshot

Incidents¹⁹



LE Casualties²⁰



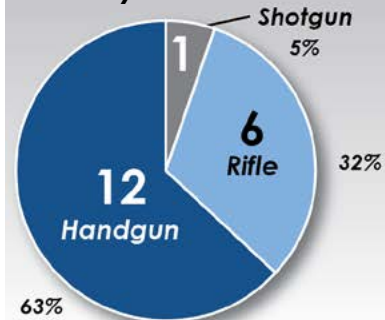
Shooters



Mass Killings



LE Engagement: Firearms Used by Shooters



LE Engagement: Number of Incidents by Firearm Type



LE Engagement: Incidents by Location Category

Open Space (28 Incidents)	8
Commerce (Open) (12 Incidents)	2
Commerce (Mall) (1 Incident)	1
Education (IHE) (3 Incidents)	1

Figure 17

Summary

Of the 48 incidents in 2023, 12 involved law enforcement with an exchange of gunfire, resulting in 13 law enforcement casualties.

- Two shooters were apprehended (one at the scene and one at another location).
- Ten shooters were killed (seven at the scene and three at another location).

Of the 48 incidents, 36 were resolved without an exchange of gunfire.

- Twenty-eight shooters were apprehended (one incident had two shooters).
- Two shooters were killed.
- Seven shooters died by suicide.

Of the 48 incidents, two involved engagements by a lone law enforcement officer.

- One shooter was killed.
- One shooter was apprehended.

Of the 48 incidents, 10 involved engagements by multiple law enforcement officers.

- Nine shooters were killed.
- One shooter was apprehended.
- There were 13 law enforcement casualties (11 wounded and two killed).

¹⁹ Incidents 10, 14, 15, 22, 23, 25, 26, 31, 32, 36, 39, and 47.

²⁰ Incidents 14, 23, 26, 31, and 32.

2023 Security Personnel Intervention Snapshot

Incidents²¹



Casualties²²



Shooters



Mass Killings



Summary

Of the 48 incidents in 2023, two involved security personnel intervention where security personnel intervened or attempted to intervene, resulting in one security casualty.

- One incident occurred in the **open space** location category (outside a bar/lounge).
- One incident occurred in the **residence** location category (condominium complex).

- Both shooters used a single firearm in each incident (rifle).
- One shooter was apprehended by law enforcement at the scene after being shot by security personnel.
- One shooter was apprehended by law enforcement at another location.

²¹ Incidents 12 and 28.

²² Security personnel intervention casualty includes incident 12.

2023 Civilian Intervention Snapshot

Incidents²³



Casualties²⁴



Shooters



Mass Killings



Summary

Of the 48 incidents in 2023, four involved civilian intervention where a civilian intervened or attempted to intervene, resulting in two civilian casualties.

- Three incidents occurred in the **commerce (open)** location category.
- One incident occurred in the **open space** location category.
- All incidents occurred between 6:00 p.m. and 11:59 p.m.
- In one incident, the shooter used three handguns and a shotgun.²⁵

- In two incidents, each shooter used a rifle.
- In one incident, the shooter used a handgun.
- One shooter wore body armor.
- One shooter was apprehended by law enforcement at the scene (**open space**).
- One shooter was killed by law enforcement at the scene (**commerce**).
- One shooter died by suicide at another location before law enforcement arrived (**commerce**).
- One shooter died by suicide at another location after law enforcement arrived (**commerce**).

²³ Incidents 3, 29, 36, and 42.

²⁴ Civilian intervention casualties include incidents 36 and 42.

²⁵ Incident 36.

2023 Shooter Data

2023 Active Shooter Snapshot

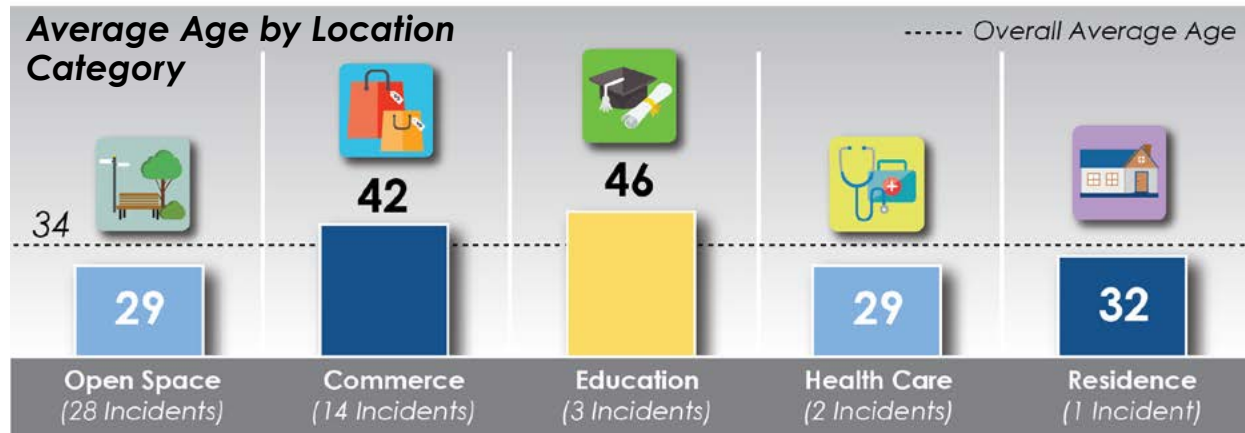
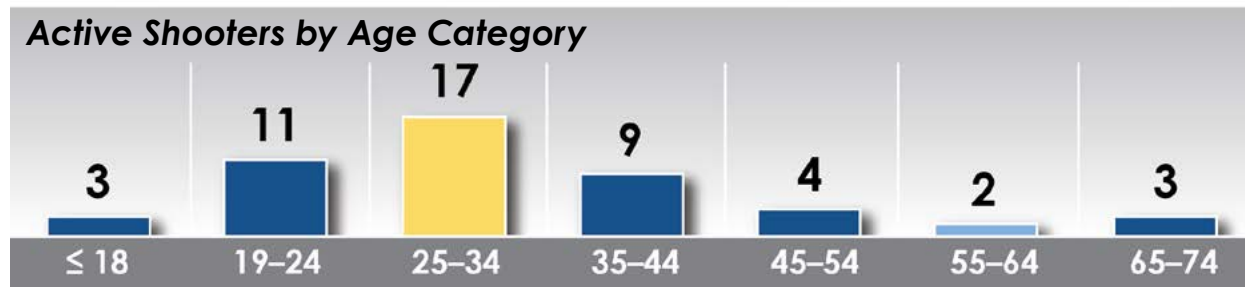


Figure 18

Summary

In 2023, the youngest shooters were 17 years old; the oldest shooter was 72 years old. The predominant age group was 25-34 for shooters (17). The 19-24 age group, the predominant age group for shooters in 2022 (16), saw a 31% decrease in the number of shooters to 11 in 2023. The average age of shooters was 34 years old. Of note, the average age of shooters in the **education** location category was 46 years old. The shooters were neither

current students nor employees at the time of the incident.

Number of shooters by age group:

- 18 and younger: 3
- 19-24: 11
- 25-34: 17
- 35-44: 9
- 45-54: 4
- 55-64: 2
- 65-74: 3

26 A shooter's gender is categorized by the shooter's gender identity at the time of the incident.

27 In incident 11, the shooter identified as both female and transgender male.

2023 Incidents with Shooter Connection

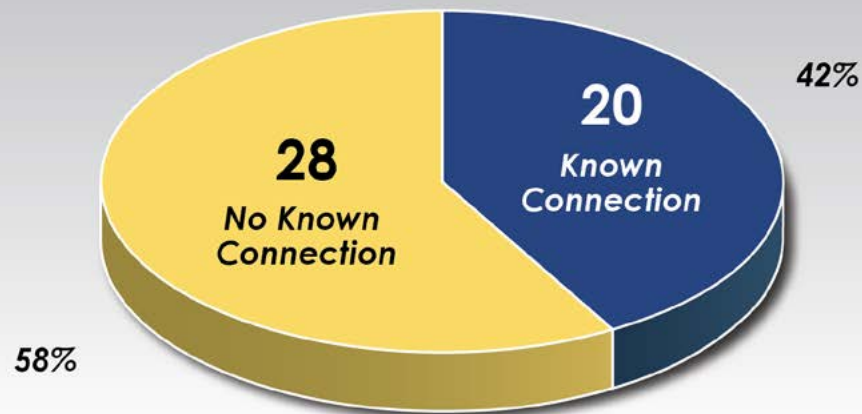


Figure 19

Summary

In 20 incidents (42%), the shooter had a known connection to the location and/or at least one victim, whereas in 28 incidents (58%), there was no known connection identified.

Shooters' known connections included:²⁸

- Applicant²⁹
- Current employee³⁰
- Domestic relationship³¹
- Former employee³²
- Former patient³³
- Former student³⁴
- Neighbor/resident³⁵
- Patient³⁶
- Patron³⁷

28 The FBI determines active shooter location categories based on where the public was most at risk during an incident; therefore, the shooters' connection to the location and/or victims may be different from their assigned location category.

29 Incident 47.

30 Incidents 4 and 14; the shooter in incident 4 also fits within the resident and former employee known connection categories.

31 Incidents 27 and 36; although the initial shootings targeted a domestic relationship, the shooters went on to cause additional casualties.

32 Incident 4; the shooter also fits within the resident and current employee known connection categories.

33 Incident 44.

34 Incident 11.

35 Incidents 4, 9, 19, 23, 28 (resident/invitee), 32, 40, and 46; the shooter in incident 4 also fits within former and current employee known connection categories.

36 Incident 21.

37 Incidents 3, 8, 12, 42, and 43.

2023 Breakdown of Firearms Used in Incidents

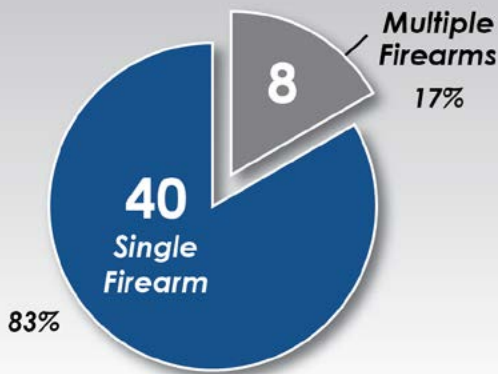


Figure 20

Summary

In 40 incidents, a single firearm was used:

- A single handgun was used in 30 incidents.
- A single rifle was used in 10 incidents.
- A single shotgun was used in one incident.

In eight incidents, multiple firearms were used.³⁸

- A single handgun and single rifle were used in three incidents.
- A single handgun and multiple rifles were used in one incident.
- Multiple handguns were used in two incidents.
- Multiple handguns and a single rifle were used in one incident.
- Multiple handguns and a single shotgun were used in one incident.

2023 Firearms Used by Active Shooters

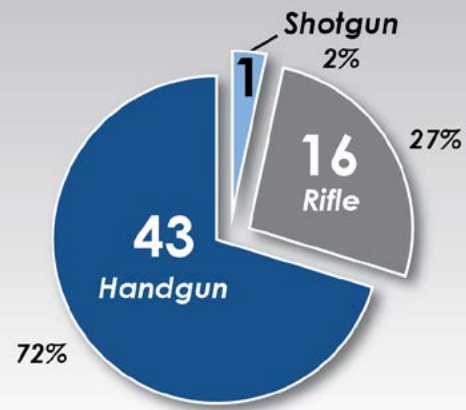


Figure 21

Summary

In 48 incidents, 60 firearms were used by shooters.

- Handguns: **43**
- Rifles: **16**
- Shotguns: **1**

³⁸ Incidents 11, 18, 23, 31, 32, 35, 36, and 37.

2023 Incidents in Single vs. Multiple Locations

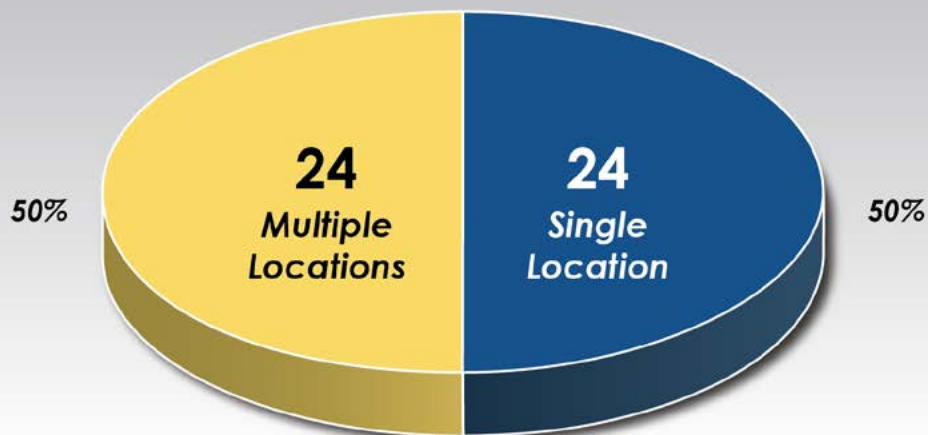


Figure 22

Summary

Of the 48 incidents, 24 incidents (50%) occurred in multiple locations.³⁹

Of the 24 incidents in multiple locations:

- Nineteen took place in **open space** locations.⁴⁰
- Four took place in **commerce** locations open to pedestrian traffic.⁴¹
- One took place in **commerce** closed to pedestrian traffic.⁴²

³⁹ Incidents 1, 2, 3, 4, 6, 8, 9, 15, 16, 18, 23, 24, 25, 26, 29, 30, 32, 33, 34, 39, 40, 41, 42, and 48.

⁴⁰ Incidents 1, 2, 6, 9, 15, 18, 23, 24, 25, 26, 29, 30, 32, 33, 34, 39, 40, 41, and 48.

⁴¹ Incidents 3, 8, 16, and 42.

⁴² Incident 4.




Figure 23

Summary

In the 48 incidents, 30 shooters were apprehended (61%), 12 were killed (25%), and seven died by suicide (14%).

- Twenty-three shooters were apprehended by law enforcement at another location, accounting for 47% of all shooters.
- Seven shooters were apprehended by law enforcement at the scene.
- Nine shooters were killed by law enforcement at the scene.
- Three shooters were killed by law enforcement at another location.
- Seven shooters died by suicide: three died at the scene and four died at another location.

Conclusion

The FBI emphasizes the importance of active shooter training and exercises for law enforcement, first responders, and civilians.

The FBI remains dedicated to assisting local, state, federal, tribal, territorial, and campus law enforcement in its active shooter prevention, response, and recovery efforts.

The FBI remains committed in its efforts to train civilians in active shooter survival. The FBI encourages safety and security through its options-based Active Shooter Attack Prevention and Preparedness (ASAPP) training.

It is imperative that civilians recognize risks and access available resources to prepare, prevent, and survive an active shooter attack.

This document was researched and prepared by the FBI's Office of Partner Engagement (OPE) Violence Reduction Unit (VRU) with support from the FBI's Criminal Investigative Division; local FBI field offices; and state, county, and local law enforcement partners across the country.

2023 Active Shooter Incident Summaries



Open Space:
28



Commerce:
14



Education:
3



Health Care:
2



Residence:
1



Government:
0



House of
Worship:
0



Other:
0

As explained in the introduction to this report, the FBI evaluated and identified 48 active shooter incidents that occurred in 2023. Summaries of these incidents are listed in local time below.

** Incidents designated as mass killings.*

1. Multiple Locations, Ross Township and Pittsburgh, Pennsylvania (Open Space)



On January 5, 2023, between 2:01 p.m. and 2:04 p.m., an identified male shooter, 28, armed with a handgun, began shooting people at various locations in Ross Township and Pittsburgh, Pennsylvania. Two people were wounded (one sustained incidental injuries from shattered glass). The shooter was apprehended by law enforcement at another location.

2. Multiple Locations, Renton and SeaTac, Washington (Open Space)



On January 12, 2023, between 1:22 p.m. and 2:09 p.m., an identified male shooter, 32, armed with a handgun, began shooting people at various locations in Renton and SeaTac, Washington. One person was killed; two people were wounded. The shooter was apprehended by law enforcement at another location.

3. Star Ballroom Dance Studio, Monterey Park, California, and Lai Lai Ballroom and Studio, Alhambra, California (Commerce)*



On January 21, 2023, at approximately 10:22 p.m., an identified male shooter, 72, armed with a handgun, began shooting people inside Star Ballroom Dance Studio in Monterey Park, California. The shooter continued to Lai Lai Ballroom and Studio in Alhambra, California, where he was confronted and disarmed by staff, but evaded apprehension. Eleven people

were killed; nine people were wounded. The shooter died by suicide when confronted by law enforcement at another location the following day.

4. California Terra Garden and Concord Farms, Half Moon Bay, California (Commerce) *



On January 23, 2023, at approximately 2:22 p.m., an identified male shooter, 66, armed with a handgun, began shooting people at California Terra Garden (formerly Mountain Mushroom Farm) and Concord Farms in Half Moon Bay, California. Seven people (employees) were killed; one person (employee) was wounded. The shooter was apprehended after surrendering to law enforcement at another location.

5. Circle K Convenience Store, Yakima, Washington (Commerce)*



On January 24, 2023, at approximately 3:30 a.m., an identified male shooter, 21, armed with a handgun, began shooting people inside Circle K convenience store in Yakima, Washington. Three people were killed. The shooter died by suicide at another location before law enforcement arrived.

6. Multiple Locations, San Diego, California (Open Space)



On January 27, 2023, between 8:07 p.m. and 9:17 p.m., an identified male shooter, 22, armed with a handgun, began shooting

people at various locations in San Diego, California. One person was killed; four people were wounded. The shooter was apprehended by law enforcement at another location.

7. Michigan State University, East Lansing, Michigan (Education) *



On February 13, 2023, between 8:18 p.m. and 8:30 p.m., an identified male shooter, 43, armed with a handgun, began shooting people at Michigan State University in East Lansing, Michigan. Three people (students) were killed; five people (students) were wounded. The shooter died by suicide at another location after law enforcement arrived.

8. Multiple Locations, Lubbock and Slaton, Texas (Commerce)



On March 13, 2023, between 4:44 p.m. and 5:30 p.m., an identified male shooter, 49, armed with a handgun, began shooting people at various locations in Lubbock and Slaton, Texas. One person was killed; three people were wounded. The shooter was apprehended by law enforcement at another location.

9. Multiple Locations, French Settlement, Louisiana (Open Space)



On March 22, 2023, at approximately 3:49 p.m., an identified male shooter, 45, armed with a handgun, began shooting people at various locations in French Settlement, Louisiana. One person (neighbor) was wounded. The shooter was apprehended by law enforcement at another location.

10. Martin Luther King Boulevard and Coleman Street, Raleigh, North Carolina (Open Space)



On March 27, 2023, at approximately 6:53 a.m., an identified male shooter, 31, armed with a handgun, began shooting at moving vehicles along Martin Luther King Boulevard in Raleigh, North Carolina. No casualties were reported. The shooter was killed by law enforcement at another location following an exchange of gunfire.

11. Covenant Presbyterian School, Nashville, Tennessee (Education)*



On March 27, 2023, at approximately 10:13 a.m., an identified female/transgender male shooter, 28, armed with two rifles and a handgun, began shooting people inside and outside Covenant Presbyterian School in Nashville, Tennessee. Six people (three students and three faculty) were killed; one person (a law enforcement officer sustained incidental injuries) was wounded. The shooter was killed by law enforcement at the scene.

12. Cru Lounge, Memphis, Tennessee (Open Space)



On March 28, 2023, at approximately 10:43 p.m., an identified male shooter, 31, armed with a rifle, began shooting people outside Cru Lounge in Memphis, Tennessee. Two people (including a security guard) were wounded. The shooter was apprehended by law enforcement at another location.

13. BoSa Donuts, Mesa, Arizona (Commerce)



On April 2, 2023, at approximately 3:15 a.m., an identified male shooter, 30, armed with a handgun, began shooting at people both inside and outside BoSa Donuts in Mesa, Arizona. Two people (one employee) were wounded. The shooter was apprehended by law enforcement at another location three days later.

14. Old National Bank, Louisville, Kentucky (Commerce)*



On April 10, 2023, at approximately 8:35 a.m., an identified male shooter, 25, armed with a rifle, began shooting people inside and outside Old National Bank in Louisville, Kentucky. Five people (employees) were killed; eight people (three law enforcement officers and five employees) were wounded. The shooter was killed by law enforcement following an exchange of gunfire at the scene.

15. Multiple Locations, Long Beach, California (Open Space)



On April 16, 2023, between 1:02 p.m. and 4:46 p.m., an identified male shooter, 39, armed with a handgun, began shooting people at various locations in Long Beach, California. One person was wounded. The shooter was apprehended by law enforcement following an exchange of gunfire at the scene.

16. Multiple Locations, Tulsa, Oklahoma (Commerce)



On April 18, 2023, at approximately 9:40 a.m., an identified male shooter, 61, armed with a handgun, began shooting people at various locations in Tulsa, Oklahoma. Two people were killed. The shooter was apprehended by law enforcement at the scene.

17. 3500 Block of East 96th Street, Indianapolis, Indiana (Open Space)



On April 20, 2023, at approximately 8:11 p.m., an identified male shooter, 25, armed with a handgun, began shooting people in the 3500 block of East 96th Street, Indianapolis, Indiana. One person was wounded. The shooter was apprehended by law enforcement at another location.

18. Multiple Locations, Atlanta, Georgia (Open Space)



On April 25, 2023, between 4:44 p.m. and 4:50 p.m., an identified male shooter, 23, armed with two handguns, began shooting people in Historic Fourth Ward Skatepark and other locations in Atlanta, Georgia. Two people were wounded. The shooter was apprehended by law enforcement at another location.

19. 9000 Block of McArthur Boulevard, Oakland, California (Open Space)



On April 29, 2023, at approximately 2:20 a.m., an identified male shooter, 39, armed with a rifle, began shooting at moving vehicles along the 9000 block of McArthur Boulevard, Oakland, California. One person was

killed. The shooter was apprehended by law enforcement at the scene.

20. 17th South River Park, Salt Lake City, Utah (Open Space)



On May 1, 2023, at approximately 7:30 p.m., an identified male shooter, 32, armed with a rifle, began shooting people in 17th South River Park in Salt Lake City, Utah. Two people were wounded. The shooter was apprehended by law enforcement at another location.

21. Northside Family Medicine and Urgent Care, Atlanta, Georgia (Health Care)



On May 3, 2023, between 11:59 a.m. and 12:08 p.m., an identified male shooter, 24, armed with a handgun, began shooting people inside Northside Family Medicine and Urgent Care in Atlanta, Georgia. One person (patient) was killed; four people (two employees) were wounded. The shooter was apprehended by law enforcement at another location.

22. Allen Premium Outlets, Allen, Texas (Commerce)*



On May 6, 2023, at approximately 3:36 p.m., an identified male shooter, 33, armed with a rifle, began shooting people at Allen Premium Outlets in Allen, Texas. Eight people (including a security guard) were killed; seven people were wounded. The shooter was killed by law enforcement following an exchange of gunfire at the scene.

23. Multiple Locations, Farmington, New Mexico (Open Space)*



On May 15, 2023, at approximately 10:56 a.m., an identified male shooter, 18, armed with two handguns and a rifle, began shooting people at various locations in Farmington, New Mexico. Three people were killed; six people (including two law enforcement officers) were wounded. The shooter was killed by law enforcement following an exchange of gunfire at the scene.

24. Multiple Locations, Phoenix and Mesa, Arizona (Open Space)*



On May 26 and 27, 2023, between 2:41 p.m. and 2:02 a.m., an identified male shooter, 20, armed with a handgun, began shooting people at various locations in Phoenix and Mesa, Arizona. Four people were killed; one person was wounded. The shooter was apprehended by law enforcement at another location.

25. Multiple Locations, Reedley, California (Open Space)



On June 6, 2023, at approximately 9:34 p.m., an identified male shooter, 20, armed with a handgun, began shooting people at various locations in Reedley, California. One person was killed; two people were wounded. The shooter was killed by law enforcement at another location following an exchange of gunfire.

26. Multiple Locations, Mifflintown, Pennsylvania (Open Space)



On June 17, 2023, between 10:54 a.m. and 3:00 p.m., an identified male shooter, 38, armed with a rifle, began shooting people at various locations in Mifflintown, Pennsylvania. One person (law enforcement officer) was killed; one person (law enforcement officer) was wounded. The shooter was killed by law enforcement at the scene following an exchange of gunfire.

27. Gorge Amphitheater Campground, Quincy, Washington (Open Space)



On June 17, 2023, at approximately 8:23 p.m., an identified male shooter, 26, armed with a handgun, began shooting people in Gorge Amphitheater Campground in Quincy, Washington. Two people were killed; three people (including a security officer) were wounded. The shooter was apprehended by law enforcement at the scene.

28. Turnberry Towers, Las Vegas, Nevada (Residence)



On June 23, 2023, at approximately 3:13 p.m., an identified male shooter, 32, armed with a rifle, began shooting at people inside Turnberry Towers in Las Vegas, Nevada. No casualties were reported. The shooter was apprehended by law enforcement at the scene after being shot and detained by a security guard.

29. Multiple Locations, Philadelphia, Pennsylvania (Open Space)*



On July 3, 2023, at approximately 8:28 p.m., an identified male shooter, 40, armed with a rifle, began shooting people at various locations in Philadelphia, Pennsylvania. Four people were killed; four people were wounded (two sustained incidental injuries). The shooter was apprehended by law enforcement at the scene.

30. Multiple Locations, New York, New York (Open Space)



On July 8, 2023, between 11:10 a.m. and 11:37 a.m., an identified male shooter, 25, armed with a handgun, began shooting people at various locations in New York, New York. One person was killed; three people were wounded. The shooter was apprehended by law enforcement at another location.

31. 25th Street South, Fargo, North Dakota (Open Space)



On July 14, 2023, at approximately 3:00 p.m., an identified male shooter, 37, armed with a handgun and a rifle, began shooting people on 25th Street South, Fargo, North Dakota. One person (law enforcement officer) was killed; three people (including two law enforcement officers) were wounded. The shooter was killed by law enforcement following an exchange of gunfire at the scene.

32. Multiple Locations, Hampton, Georgia (Open Space)*



On July 15, 2023, at approximately 10:45 a.m., an identified male shooter, 40, armed with a handgun and a rifle, began shooting people at various locations in Hampton, Georgia. Four people were killed; three people (law enforcement officers) were wounded. The shooter was killed by law enforcement at another location following an exchange of gunfire the next day.

33. Highways 101 and 146, Monterey County, California (Open Space)



On July 23, 2023, between 2:30 a.m. and 5:50 a.m., an identified male shooter, 27, armed with a handgun, began shooting at moving vehicles along Highways 101 and 146 in Monterey County, California. No casualties were reported. The shooter was apprehended by law enforcement at another location.

34. Multiple Locations, Kansas City and Grandview, Missouri (Open Space)



On August 2, 2023, at approximately 8:17 a.m., an identified male shooter, 21, armed with a handgun, began shooting people at various locations in Kansas City and Grandview, Missouri. One person was killed; two people were wounded. The shooter was apprehended by law enforcement at another location.

35. 2200 Block of 16th Avenue South, Minneapolis, Minnesota (Open Space)



On August 11, 2023, at approximately 10:15 p.m., two identified male shooters, 17, armed with handguns, began shooting people outside a home on the 2200 block of 16th Avenue South, Minneapolis, Minnesota. One person was killed; six people were wounded. The shooters were apprehended by law enforcement at another location eight months later.

36. Cook's Corner, Trabuco Canyon, California (Commerce)*



On August 23, 2023, at approximately 7:04 p.m., an identified male shooter, 59, armed with three handguns and a shotgun, began shooting people inside and outside Cook's Corner in Trabuco Canyon, California. Three people were killed; six people were wounded. The shooter was killed by law enforcement following an exchange of gunfire at the scene.

37. Dollar General, Jacksonville, Florida (Commerce)*



On August 26, 2023, at approximately 1:08 p.m., an identified male shooter, 21, armed with a handgun and a rifle, began shooting at people outside and inside Dollar General in Jacksonville, Florida. Three people (one employee and two customers) were killed. The shooter died by suicide at the scene after the arrival of law enforcement.

38. Teapioca Lounge, Austin, Texas (Commerce)



On August 31, 2023, at approximately 5:00 p.m., an identified male shooter, 38, armed with a handgun, began shooting people inside Teapioca Lounge in Austin, Texas. One person was killed; one person was wounded. The shooter died by suicide at the scene before law enforcement arrived.

39. Multiple Locations at Sandestin Golf and Beach Resort, Miramar Beach, Florida (Open Space)



On September 21, 2023, at approximately 11:00 p.m., an identified male shooter, 21, armed with a handgun, began shooting people in vehicles at Sandestin Golf and Beach Resort in Miramar Beach, Florida. One person was killed; one person was wounded. The shooter was apprehended by law enforcement at another location following an exchange of gunfire.

40. Multiple Locations, Dallas, Texas (Open Space)



On September 25, 2023, at approximately 2:00 p.m., an identified male shooter, 27, armed with a handgun, began shooting people at a residential complex and a nearby abandoned car wash in Dallas, Texas. One person was killed; three people were wounded. The shooter was apprehended by law enforcement at another location.

41. Multiple Locations, Elyria, Ohio (Open Space)



On October 24, 2023, between 6:02 p.m. and 6:18 p.m., an identified male shooter, 24, armed with a handgun, began shooting people riding motorcycles at various locations in Elyria, Ohio. One person was killed. The shooter was apprehended by law enforcement at another location.

42. Just-In-Time Recreation and Schemengees Bar & Grille, Lewiston, Maine (Commerce)*



On October 25, 2023, between 6:56 p.m. and 7:08 p.m., an identified male shooter, 40, armed with a rifle, began shooting people inside both Just-In-Time Recreation and Schemengees Bar & Grille in Lewiston, Maine. Eighteen people were killed; 13 people were wounded. The shooter died by suicide two days later at another location prior to the arrival of law enforcement.

43. Studio 1258, Chicago, Illinois (Commerce)



On October 29, 2023, at approximately 1:05 a.m., an identified male shooter, 48, armed with a handgun, began shooting people inside Studio 1258 in Chicago, Illinois. Fifteen people were wounded. The shooter was apprehended by law enforcement at another location.

44. New Hampshire Hospital, Concord, New Hampshire (Health Care)



On November 17, 2023, at approximately 3:40 p.m., an identified male shooter, 33, armed with a handgun, began shooting

people inside New Hampshire Hospital in Concord, New Hampshire. One person (a security officer) was killed. The shooter was killed by law enforcement at the scene.

45. Walmart Supercenter #2124, Beavercreek, Ohio (Commerce)



On November 20, 2023, at approximately 8:35 p.m., an identified male shooter, 20, armed with a rifle, began shooting people inside Walmart Supercenter #2124 in Beavercreek, Ohio. Four people were wounded (three by gunfire and one sustained incidental injuries). The shooter died by suicide upon the arrival of law enforcement.

46. North Prospect Street, Burlington, Vermont (Open Space)



On November 25, 2023, at approximately 6:26 p.m., an identified male shooter, 48, armed with a handgun, began shooting people outside his residence on North Prospect Street in Burlington, Vermont. Three people were wounded. The shooter was apprehended by law enforcement at the scene the following day.

47. University of Nevada, Las Vegas (UNLV), Las Vegas, Nevada (Education) *



On December 6, 2023, at approximately 11:45 a.m., an identified male shooter, 67, armed with a handgun, began shooting people at UNLV in Las Vegas, Nevada. Three people (employees) were killed; one person (visiting professor) was wounded. The shooter was killed by law enforcement at the scene following an exchange of gunfire.

48. Multiple Locations, Federal Way, Washington (Open Space)



On December 6, 2023, at approximately 9:20 p.m., an identified male shooter, 28, armed with a handgun, began shooting occupied vehicles at various locations in Federal Way, Washington. One person was wounded. The shooter was apprehended by law enforcement at another location the following day.

Five-Year Comparisons, 2019–2023

Five-Year Summary

The FBI designated 229 active shooter incidents from 2019–2023. This represents an 89% increase in active shooter incidents (121) from the previous five-year period (2014–2018).

The 229 active shooter incidents from 2019–2023 occurred in 44 states and the District of Columbia, and represent seven location categories including **commerce**, **open space**, **education**, **government**, **residence**, **health care**, and **house of worship**.

Additional five-year key findings include:

- There were 1,222 casualties (449 killed and 773 wounded).
- Eight law enforcement officers were killed and 64 were wounded.
- In the incident with the highest number of casualties (55), seven were killed and 48 wounded (Central Avenue, Highland Park, Illinois, 2022).
- In 24 incidents, there were zero casualties.
- California had the most incidents (28), followed by Texas (24) and Florida (15).
- June had the highest number of incidents (33), with August having the second highest number of incidents (25); September had the lowest number of incidents (11).
- Saturday had the highest number of incidents (47), with Monday having the second highest number of incidents (35); Friday had the lowest number of incidents (24).
- Incidents were more likely to occur between noon and 11:59 p.m.
- Fifty-eight incidents met the federal definition for a mass killing incident.
- Based on location, 98 incidents (43%) occurred in **commerce**, 85 in **open space** (37%), 12 in **education** (5%), 12 in **government** (5%), 11 in **residence** (5%), six in **health care** (3%), and five in **house of worship** (2%).
- Of the 235 shooters, 222 were male (94%), six were female (3%), one identified as nonbinary (0.5%), one identified as both female and transgender male (0.5%), and five are unidentified (2%).
- Shooters were between the ages of 12 and 87 years old.
- In 229 incidents, 294 firearms were used by shooters—187 handguns, 79 rifles, 14 shotguns, and 14 unidentified firearms.
- In 229 incidents, 48 involved multiple firearms, 176 involved a single firearm, and five involved unknown firearms.
- Of the 235 shooters, 16 wore body armor (7%).
- Of the 235 shooters, 130 were apprehended by law enforcement (55%), 46 were killed by law enforcement (20%), 40 died by suicide (17%), nine were killed by citizens (4%), and nine remain at large (4%).

Active Shooter Incidents Snapshot, 2019–2023

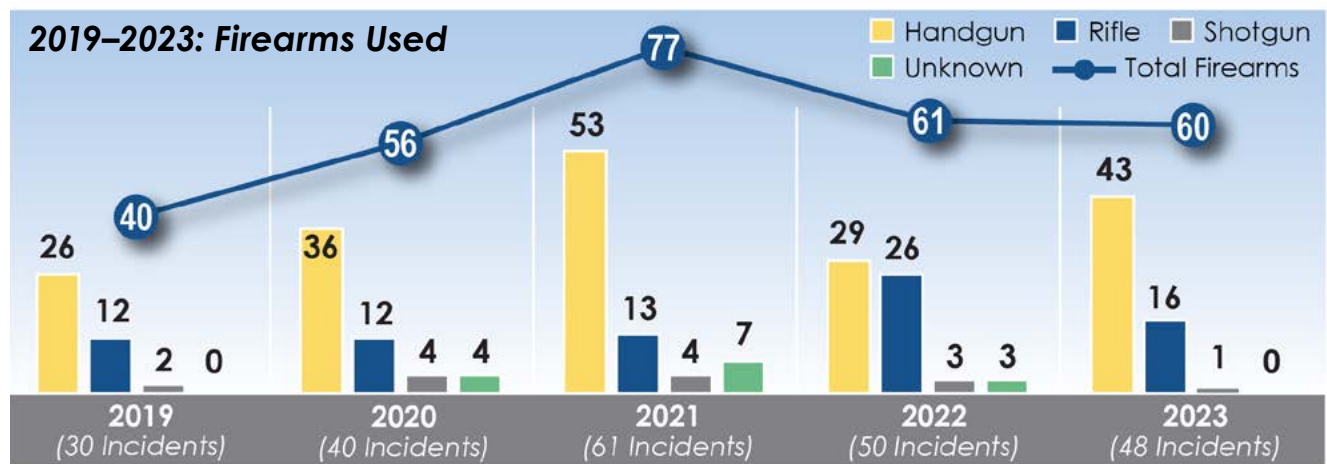
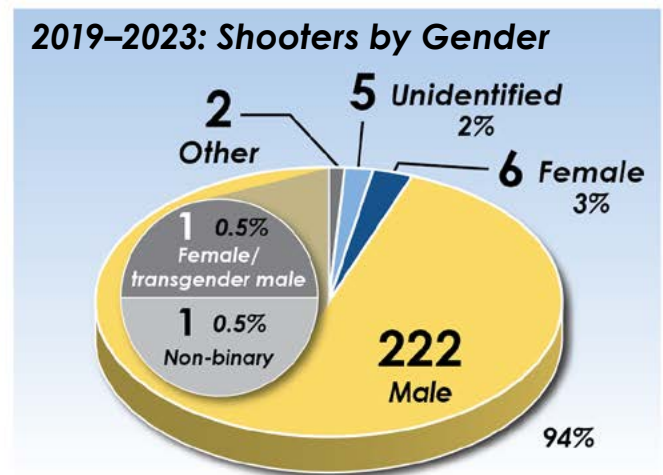
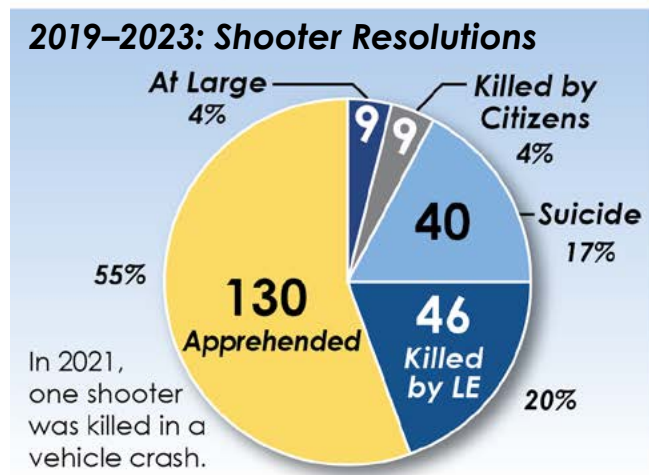



Figure 24

By the Numbers: A Comparison of 2019–2023 Statistics

	2023	2022	2021	2020	2019	
Total Incidents	48	50	61	40	30	
Casualties (Excluding Shooters)	244 105 killed 139 wounded	313 100 killed 213 wounded	243 103 killed 140 wounded	164 38 killed 126 wounded	258 103 killed 155 wounded	
LE Officers Killed	2	1	2	1	2	
LE Officers Wounded	12	21	5	11	15	
Met “Mass Killing” Definition	15	13	12	5	13	
Incidents Where LE Engaged Shooters	12	9	17	8	11	
Shooters	49 shooters 48 male 1 female/ transgender male	50 shooters 47 male 1 female 1 nonbinary 1 unknown	61 shooters 60 male 1 female	42 shooters 35 male 3 female 4 unknown	33 shooters 32 male 1 female	
Shooter Resolutions*	Shooters Died by Suicide	7	9	11	7	6
	Shooters Killed by LE	12	7	14	4	9
	Shooters Killed by Citizen	0	2	4	2	1
	Shooters Apprehended by LE	30	29 3 at large	30 1 at large	24 5 at large	17
Shooters Wore Body Armor	5	4	2	1	4	

2023 metrics decreased from 2022
 2023 metrics increased from 2022

* In 2021, one shooter was killed in a vehicle crash and does not fit into any shooter resolution category.

Figure 25

Incident Statistics, 2019–2023

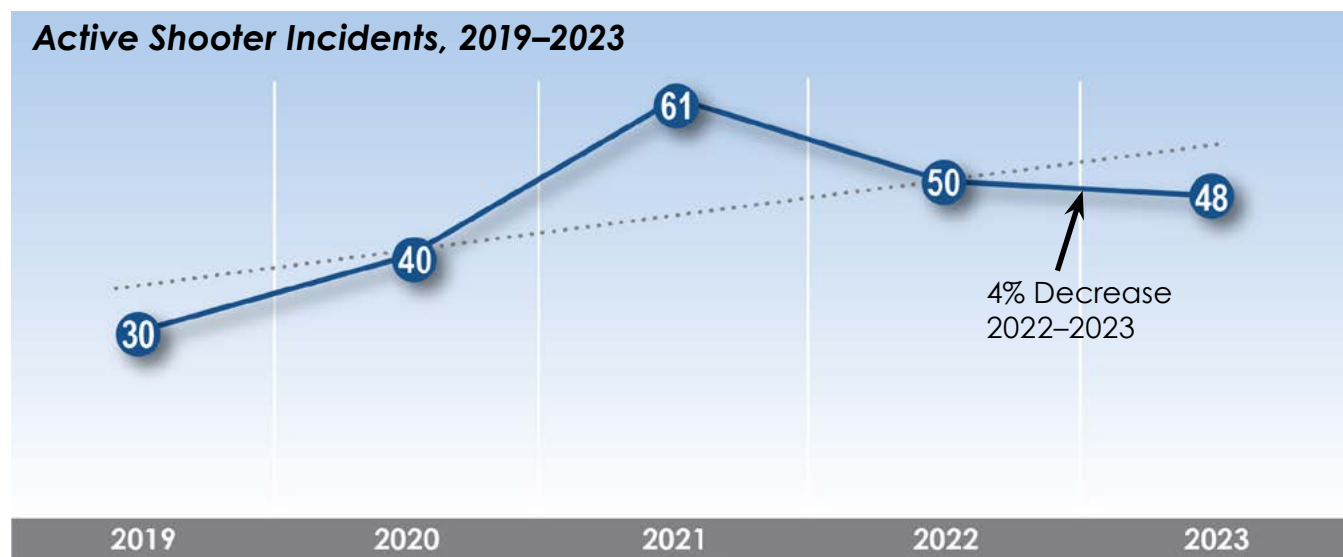


Figure 26

Summary

The number of incidents in 2023 (48) decreased by 4% from 2022 (50). For the five-year period 2019–2023, data shows an upward trend despite the decrease between 2021 and 2023.⁴³

Number of incidents within the five-year period 2019–2023:⁴⁴

- 2019: **30**
- 2020: **40**
- 2021: **61**
- 2022: **50**
- 2023: **48**

⁴³ For a chart of incidents from 2000–2023, see page 49.

⁴⁴ For additional details, see *Active Shooter Incidents 20-Year Review, 2000–2019*, Federal Bureau of Investigation, U.S. Department of Justice, Washington, D.C., 2020; *Active Shooter Incidents in the United States in 2020*, Federal Bureau of Investigation, U.S. Department of Justice, Washington, D.C., 2021; *Active Shooter Incidents in the United States in 2021*, Federal Bureau of Investigation, U.S. Department of Justice, Washington, D.C., 2022; and *Active Shooter Incidents in the United States in 2022*, Federal Bureau of Investigation, U.S. Department of Justice, Washington, D.C., 2023.

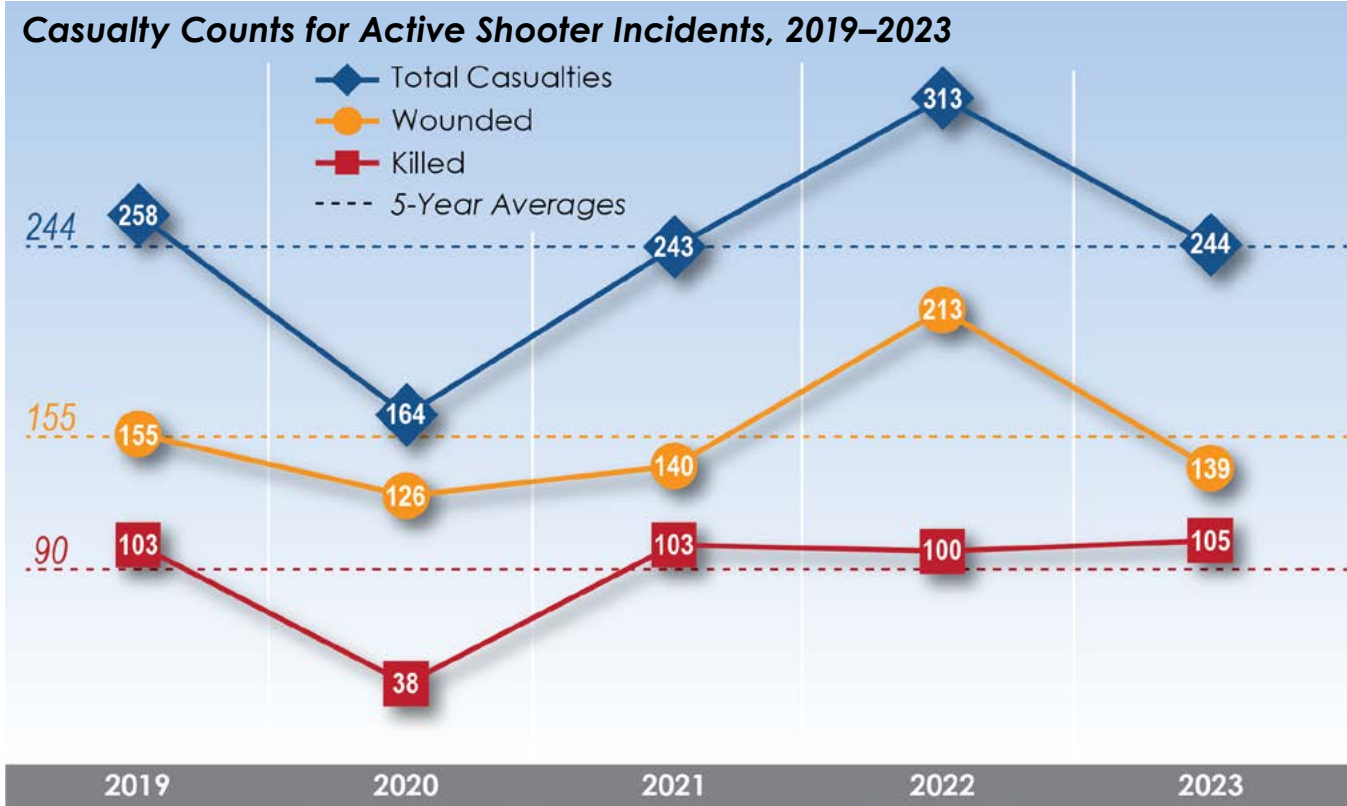


Figure 27

Summary

In 2023, the casualty count (244) decreased 22% from 2022 (313) and is equivalent with the average for the years 2019–2023 (244). The incident at Just-In-Time Recreation and Schemengees Bar & Grille in Lewiston, Maine, accounted for the highest number of casualties (31) in 2023.

In 2023, the number killed (105) increased 5% from 2022 (100) and is above the five-year average for the years 2019–2023 (90). The incident at Just-In-Time Recreation and Schemengees Bar & Grille in Lewiston, Maine, accounted for the highest number of deaths (18) in 2023.

In 2023, the number wounded (139) decreased 35% from 2022 (213) and is below the five-year

average for the years 2019–2023 (155). The incident at Studio 1258 in Chicago, Illinois, accounted for the highest number of wounded (15) in 2023.

Number of killed, wounded, and total casualties for the years 2019–2023:^{45 46}

Year	Killed	Wounded	Total Casualties
2019	103	155	258
2020	38	126	164
2021	103	140	243
2022	100	213	313
2023	105	139	244

45 In 2019, a law enforcement officer succumbed to injuries eight months later, which was not captured in FBI active shooter reports since 2020.

46 The FBI attempts to validate previous incident data when available, which may result in updates to previous reports.

Average Active Shooter Incidents per Month, 2019–2023



Figure 28

Summary

From 2019–2023, June had the highest number of incidents (33), for an average of 6.6 incidents per year for the last five years. September had the lowest number of incidents (11), for an average of 2.2 incidents per year over the same period.

Average number of incidents by month:

- January: 2.6
- February: 2.8
- March: 3.4
- April: 4.8
- May: 5.4
- June: 6.6
- July: 4.4
- August: 5
- September: 2.2
- October: 2.6
- November: 3
- December: 3

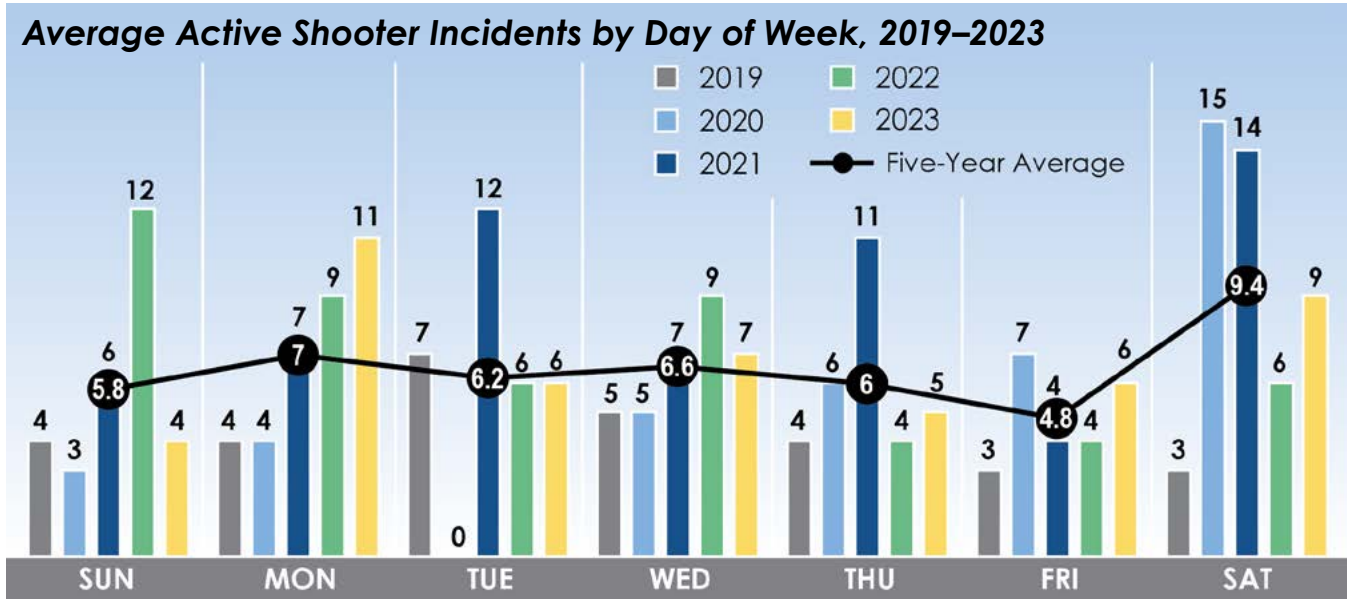


Figure 29

Summary

From 2019–2023, Saturday had the highest number of incidents (47), for an average of 9.4 incidents per year for the last five years. Friday had the lowest number of incidents (24), for an average of 4.8 incidents per year for the same period.

Average number of incidents by day of week:

- Sunday: 5.8
- Monday: 7
- Tuesday: 6.2
- Wednesday: 6.6
- Thursday: 6
- Friday: 4.8
- Saturday: 9.4

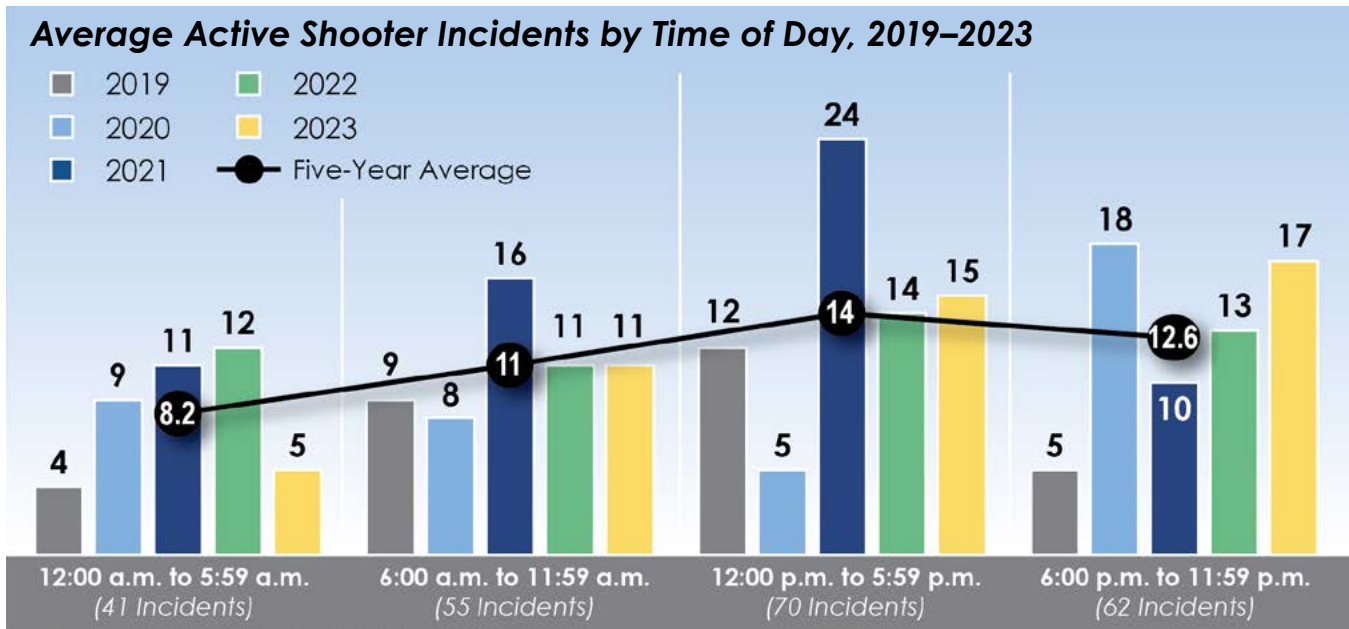


Figure 30

Summary

From 2019–2023, 133 incidents (58%) occurred during p.m. hours (between 12:00 p.m. and 11:59 p.m.) and 96 incidents (42%) occurred during a.m. hours (between 12:00 a.m. and 11:59 a.m.). The 12:00 p.m. to 5:59 p.m. range had the most incidents (70), for an average of 14 incidents per year for the last five years.

Average number of incidents by time of day:

- 12:00 a.m. to 5:59 a.m.: **8.2**
- 6:00 a.m. to 11:59 a.m.: **11**
- 12:00 p.m. to 5:59 p.m.: **14**
- 6:00 p.m. to 11:59 p.m.: **12.6**

Percentages of Active Shooter Incidents Designated as Mass Killings, 2019–2023

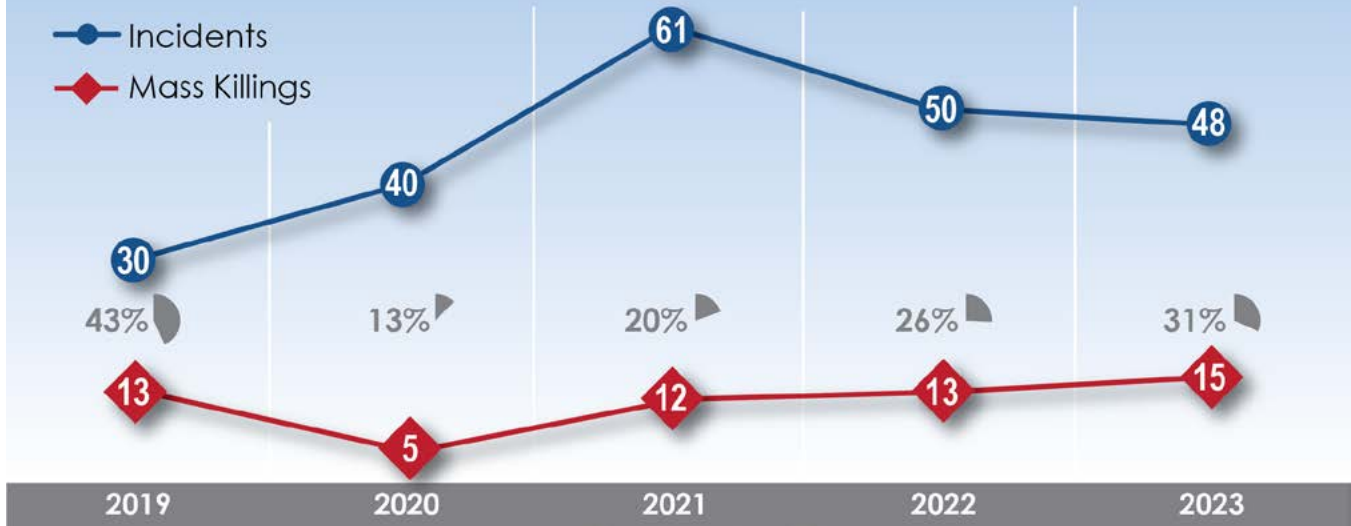


Figure 31

Summary

From 2019–2023, 58 incidents (25%) met the criteria for a mass killing. The average number of mass killings was 11.6 per year for the last five years.

Year	Incidents	Mass Killings
2019	30	13
2020	40	5
2021	61	12
2022	50	13
2023	48	15

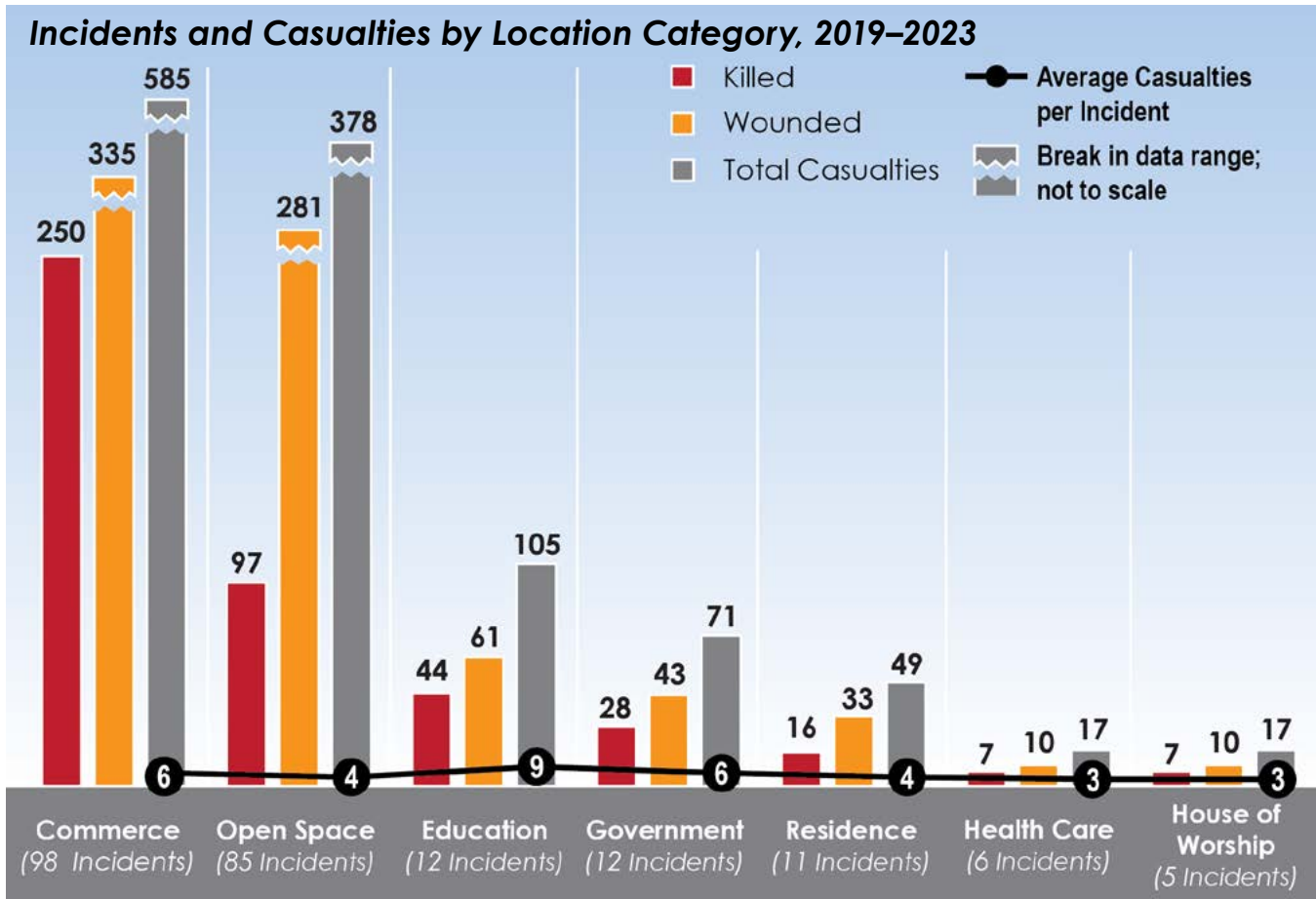


Figure 32

Summary

From 2019–2023, the **commerce** location category had 98 incidents (43%) resulting in 585 casualties (48%). The **open space** location category had 85 incidents (37%) resulting in 378 casualties (31%). The **education** location category had 12 incidents (5%) resulting in 105 casualties (9%). The **education** location category had the highest average of casualties (nine) per incident for the last five years; both the **house of worship** and **health care** location categories had the lowest average of casualties (three) per incident for the same period.

Average casualties per incident by location category:

- Commerce: 6
- Open space: 4
- Education: 9
- Government: 6
- Residence: 4
- Health care: 3
- House of worship: 3

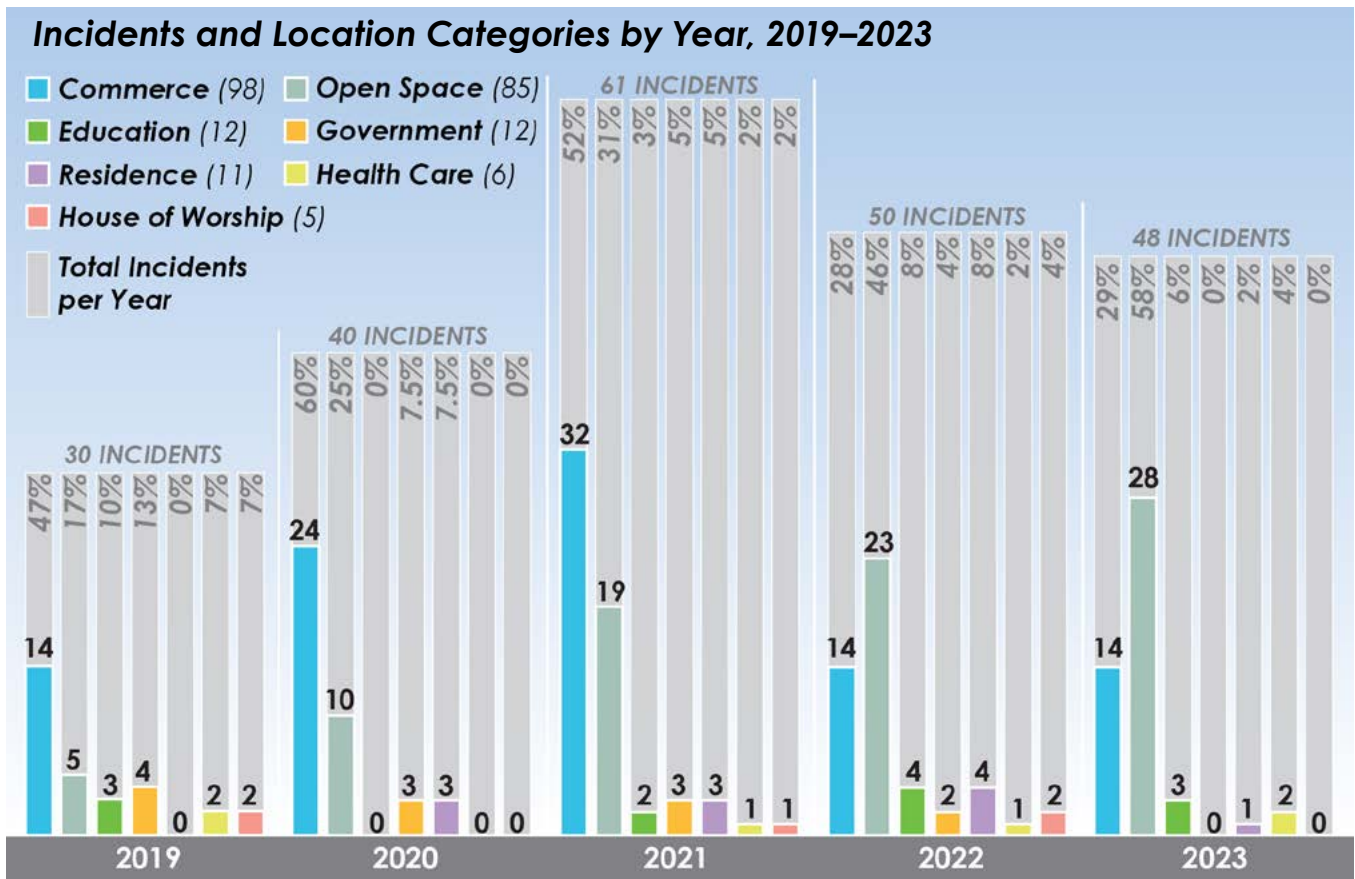


Figure 33

Summary

From 2019–2023, the 229 incidents occurred in seven location categories including **commerce**, **open space**, **education**, **government**, **residence**, **health care**, and **house of worship**.

Of the 229 incidents, 98 occurred in **commerce** (43%), 85 in **open space** (37%), 12 in **education** (5%), 12 in **government** (5%), 11 in **residence** (5%), six in **health care** (3%), and five in **house of worship** (2%).

- In 2022, **open space** became the location category with the highest number of incidents, whereas from 2019–2021, **commerce** had the most incidents.
- In the last five years, the **open space** location category saw an increase of incidents each year.
- **Commerce** and **open space** were the only location categories with incidents in all five years.

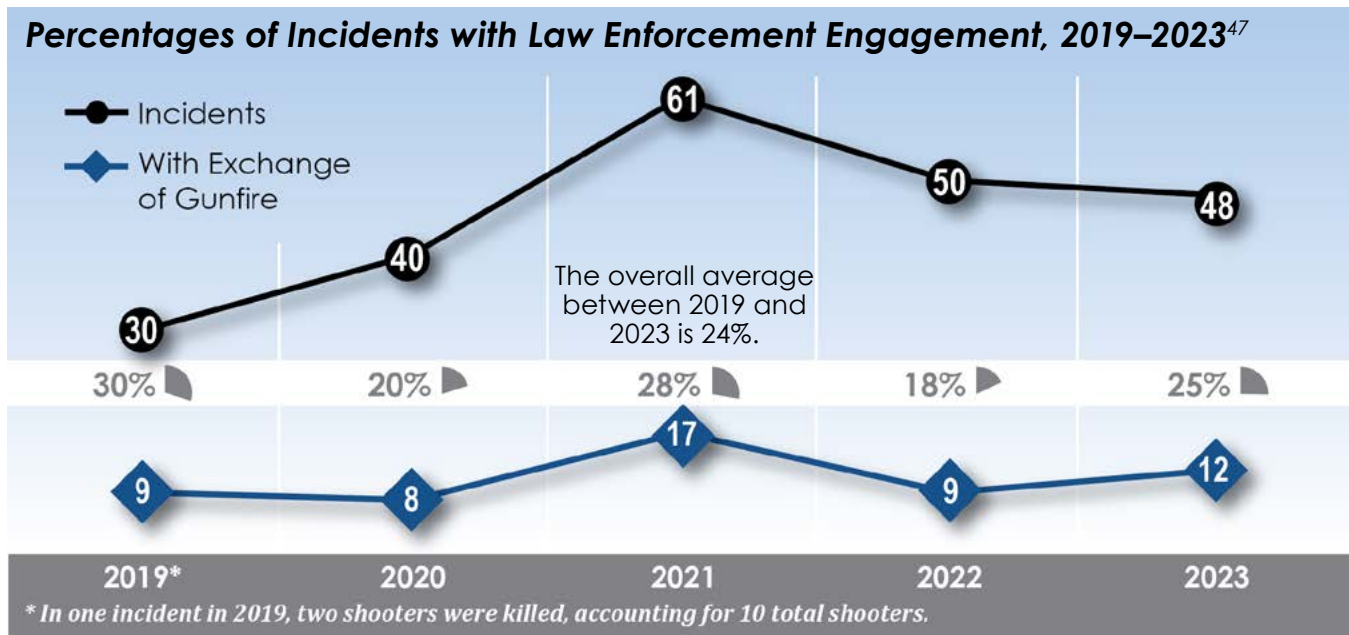


Figure 34

Summary

From 2019–2023, of the 229 incidents, 55 involved law enforcement engagement (24%).

- In 2021, of the 61 incidents, 17 involved law enforcement engagement (28%), representing the highest number during the five-year period.
- In 2020, of the 40 incidents, eight involved law enforcement engagement (20%), representing the lowest number during the five-year period.

⁴⁷ Prior to 2020, the Law Enforcement Engagement section of the Active Shooter annual report only focused on officer engagement with the shooter, but did not require an exchange of gunfire. Since then, studies have focused on only those incidents *with* an exchange of gunfire, accounting for the change from 11 to nine captured for 2019 above. The two incidents removed are: Interstate 35 in Oklahoma City, Oklahoma, on June 10, 2019; and Oregon Historic District in Dayton, Ohio, on August 4, 2019.

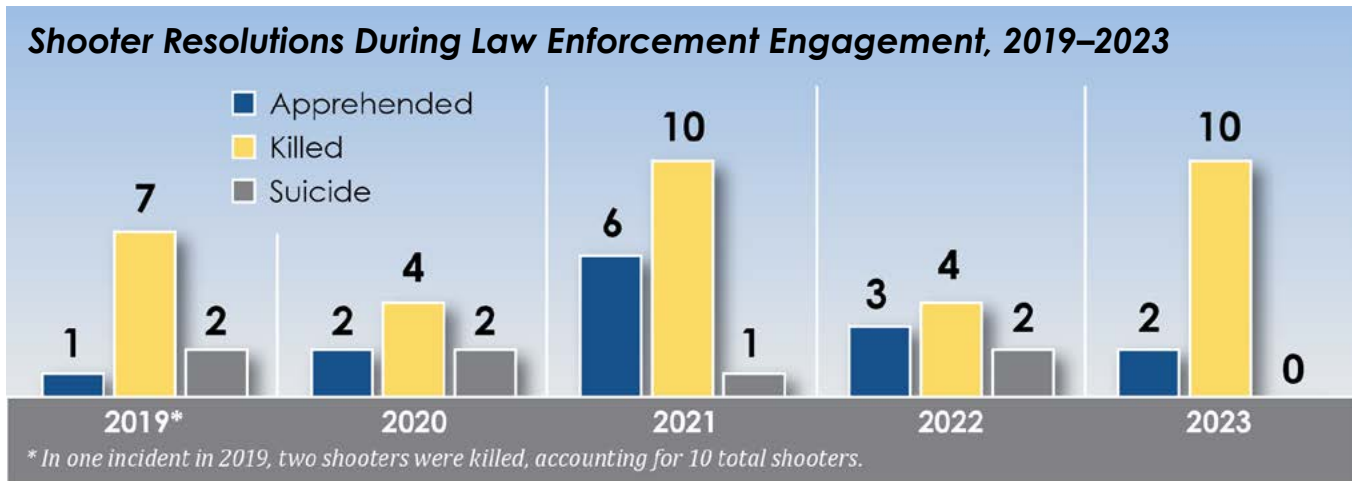


Figure 35

Summary

From 2019–2023, of the 55 incidents involving law enforcement engagement, 35 shooters were killed, 14 were apprehended, and seven died by suicide.

- Over the five-year period, 63% of shooters were killed during law enforcement engagement.
- Over the five-year period, 25% of shooters were apprehended following law enforcement engagement.
- Over the five-year period, 13% of shooters died by suicide during law enforcement engagement.

Security Personnel Intervention, 2019–2023

Summary

Between 2019 and 2023, there were eight incidents in which security personnel intervened. These interventions resulted in six security casualties.

These interventions resulted in the deaths of four shooters and the apprehension of four other shooters.

Resolutions	2019	2020	2021	2022	2023
Apprehended	1	0	0	1	2
Killed	1	2	1	0	0
Incidents	2	2	1	1	2
Security Casualties	2	0	2	1	1

Civilian Intervention, 2019–2023

Summary

Between 2019 and 2023, there were 22 incidents in which civilians intervened. These interventions resulted in seven civilian casualties.

These interventions resulted in the deaths of seven shooters, the suicides of three shooters, and the apprehension of 13 shooters.

Resolutions	2019	2020	2021	2022	2023
Apprehended	4	1	2	5	1
Killed	0	0	4	2	1
Suicide	0	0	0	1	2
Incidents	3	1	6	8	4
Civilian Casualties	2	0	2	1	2

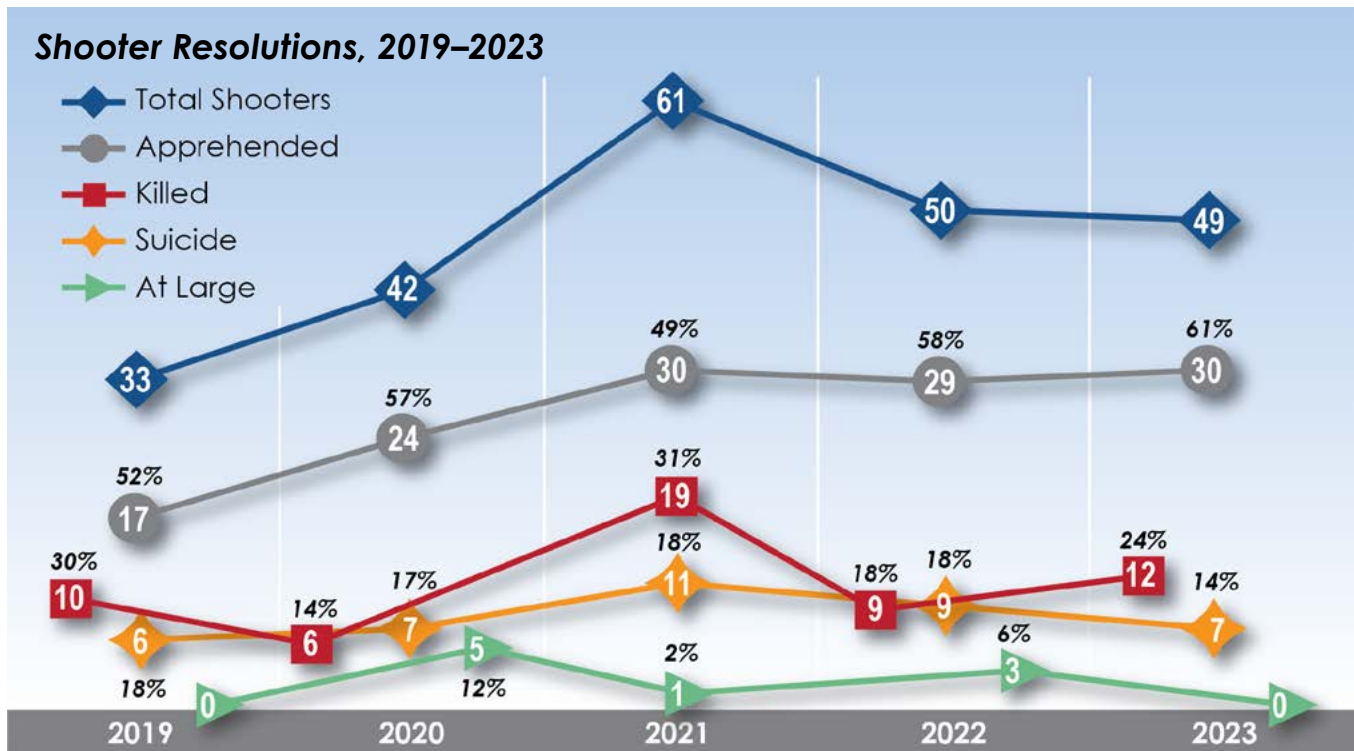


Figure 36

Summary

From 2019–2023, of the 235 shooters, 130 were apprehended, 56 were killed, 40 died by suicide and nine are at large.

- Shooters were apprehended 55% of the time.

- Shooters were killed 23% of the time.
- Shooters died by suicide 17% of the time.
- In 4% of incidents, shooters were not apprehended.

Year	Apprehended	Killed	Suicide	At Large	Total Shooters	Total Incidents
2019	17 (52%)	10 (30%)	6 (18%)	0 (0%)	33	30
2020	24 (57%)	6 (14%)	7 (17%)	5 (12%)	42	40
2021	30 (49%)	19 (31%)	11 (18%)	1 (2%)	61	61
2022	29 (58%)	9 (18%)	9 (18%)	3 (6%)	50	50
2023	28 (60%)	12 (26%)	7 (15%)	0 (0%)	49	48

2000–2023 Incident Statistics

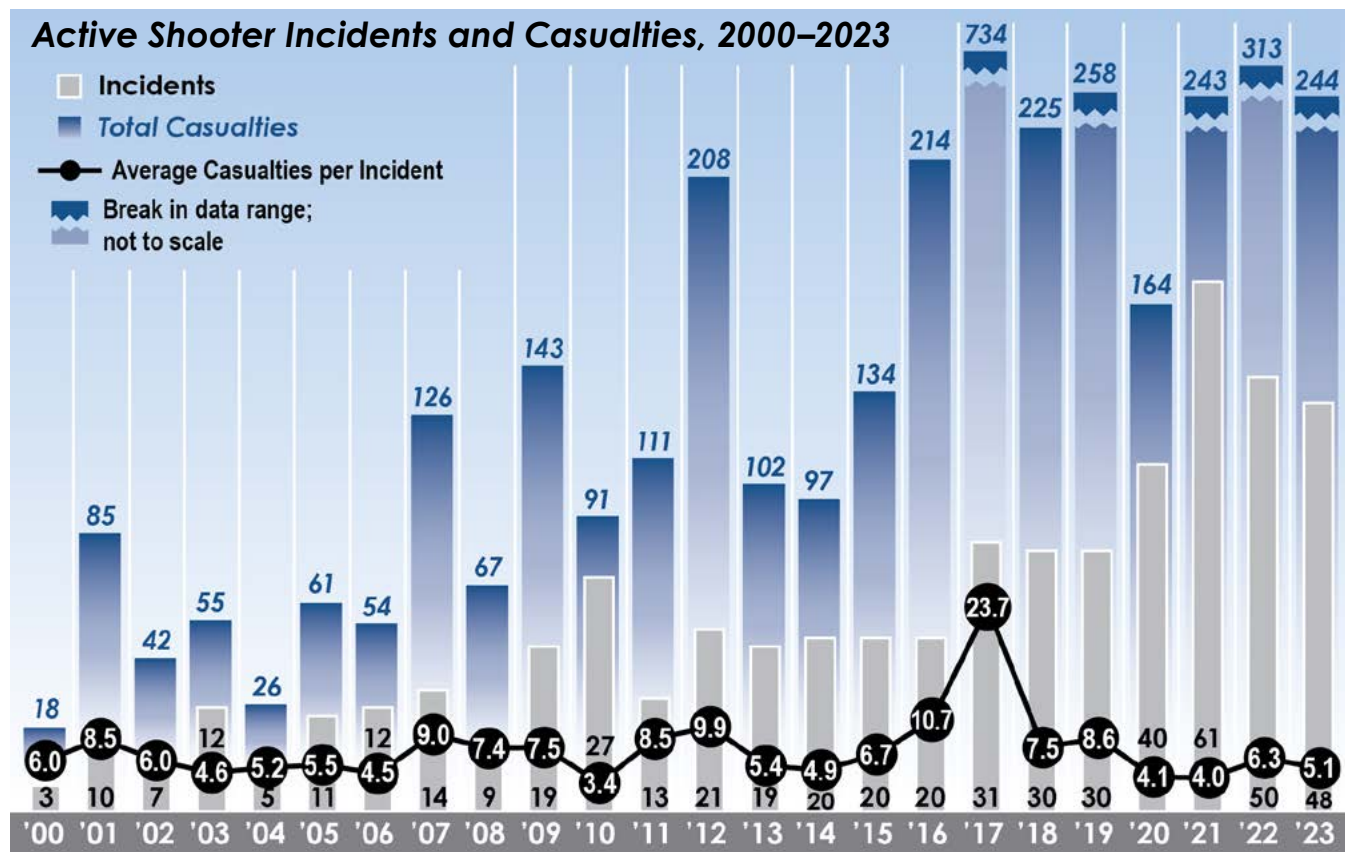


Figure 37


Summary


From 2000–2023, there were 532 incidents resulting in 3,815 casualties (1,409 killed, 2,406 wounded).


- In 2017, there were 31 incidents resulting in 734 casualties, for an average of 23.7 casualties per incident for the last five years. 2017 also had the incident with the highest number of casualties (Route 91 Harvest Festival in Las Vegas, Nevada, with 547 casualties [58 killed and 489 wounded]).
- The second highest average of casualties per incident occurred in 2016 with 20 incidents resulting in 214 casualties, for an average of 10.7 casualties per incident (Pulse Night Club in Orlando, Florida, accounted for 49 killed and 53 wounded).


Definitions of Location Categories


Below are the definitions of the location categories cited in *A Study of Active Shooter Incidents in the United States Between 2000 and 2013*.


 **Commerce, Businesses Open to Pedestrian Traffic:** Private properties with the primary function of making, buying, or selling goods or providing services in exchange for money where pedestrian traffic is anticipated on a daily basis. Examples include restaurants, bars, law firms, theaters, grocery stores, private civic organization spaces, and event venues. This category does not include locations otherwise defined more exclusively in another category, such as malls, health care facilities, or institutions of higher education.


 **Commerce, Businesses Closed to Pedestrian Traffic:** Private properties primarily functioning in commerce without daily pedestrian traffic. Examples include office space, manufacturing centers, packaging and distribution facilities and factories, warehouses, assembly plants, and commercial vehicle maintenance, storage, and repair facilities.


 **Commerce, Malls:** Types of businesses typically consisting of more than one anchor store and many smaller businesses under a single roof, though they may include some open spaces. Strip malls, which typically provide no indoor open spaces and are often arranged in a single row, are included in the business category.


 **Education, Pre-K–12th Grade:** Public and private properties used for educating students from pre-kindergarten (pre-K) to 12th grade, including extracurricular activities, as well as school administrative functions such as board and staff meetings.


 **Education, Institutions of Higher Education (IHE):** Public or private properties used for post-high school studies.

 **Government, Military Properties:** Public properties owned by the U.S. government and primarily reserved for U.S. military use. Examples include military bases, airfields, sea-ports, and training ranges.

 **Government, Other (Non-Military) Government Properties:** Public properties owned by local, state, federal, tribal, or territorial governmental entities. Examples include courthouses, administrative buildings, and town halls. This category does not include locations otherwise defined more exclusively in another category such as military property or schools.

 **Health Care Facilities:** Public or private facilities that provide primary or secondary health services. Examples include hospitals, clinics, urgent care, hospice care, and retirement facilities.

 **Houses of Worship:** Public or private facilities used for religiously sponsored activities at the time of an incident. This includes commercial properties used as houses of worship at the time of the incident. Examples include churches, temples, synagogues, mosques, and related religious gathering and retreat facilities.

 **Open Spaces:** Public or private properties openly accessible to the public. Incidents are categorized as occurring in open space if they take place primarily in an open-air location rather than beginning or ending inside a building. Examples include incidents where the shooter is inside a moving car and incidents where the shooter acts while walking or running through public streets, open parking lots, or parks.

 **Residences:** Public or private, single or multi-family places of residence.

Glossary

For the purpose of this report...

Active shooter (FBI definition): one or more individuals actively engaged in killing or attempting to kill people in a populated area.

Active shooter (U.S. federal definition): an individual actively engaged in killing or attempting to kill people in a confined and populated area.

Active Shooter Attack Prevention and Preparedness (ASAPP): an options-based training platform that provides civilians with resources to develop plans and responses if faced with an active shooter incident.

Civilian intervention: instances where individuals who are not law enforcement nor security personnel intervened or attempted to intervene to end an active shooter incident.

Insider threat: individual(s) with current or prior authorized access and/or understanding of a group, organization, institution, location, and knowledge of the same that could be used to carry out an attack against its employees, members, or occupants.

Law enforcement engagement: instances where law enforcement and the shooter exchanged gunfire.

Mass killing: three or more killings in a single incident. The statute does not address the inclusion or exclusion of the shooter. The FBI does not include the shooter in mass killing statistics.⁴⁸

Multiple locations: incidents where the active shooting component occurred at more than one location.

Security intervention: instances where a security guard intervened or attempted to intervene to end an active shooter incident.

Security personnel: employee(s) or volunteer(s) who protects a building or property and has no sworn law enforcement authority.

⁴⁸ Derived from Investigative Assistance for Violent Crimes Act of 2012, 28 USC § 530C(b)(1)(M)(i).



For more information about the Federal Bureau of Investigation's Active Shooter Resources, visit our website:

fbi.gov/survive



ACTIVE SHOOTER INCIDENTS IN THE UNITED STATES **2023**