



# LAW ENFORCEMENT OFFICER DEATHS 01/01/2023-07/31/2023

This is a graphic presentation of data regarding line-of-duty deaths, both felonious and accidental, collected from law enforcement agencies across the United States and U.S. territories by the FBI's Law Enforcement Officers Killed and Assaulted Data Collection. This preliminary information is provided for officer safety studies, training, and other initiatives. The data are also published annually in the *Law Enforcement Officers Killed and Assaulted* release. The below data is accurate as of 07/31/2023.

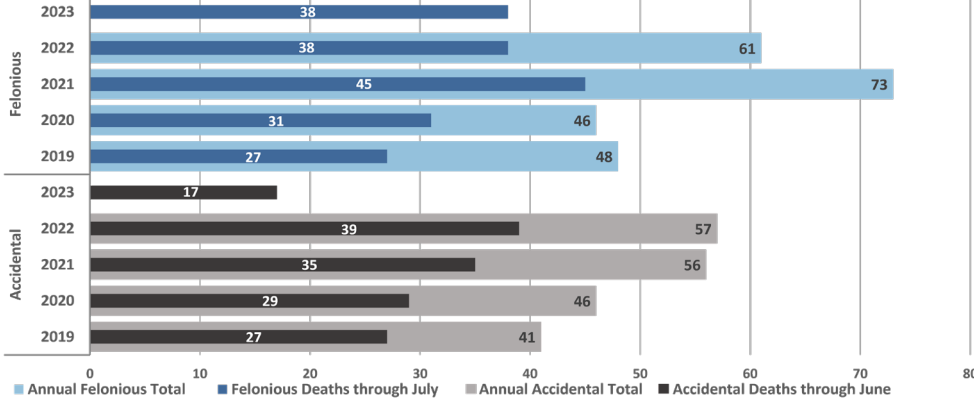
## KEY OBSERVATIONS

The 38 law enforcement officers feloniously killed in the first seven months of 2023 are equal to the 38 officers killed during the same period in 2022. Firearms were used in 32 of the 38 felonious deaths in 2023. The leading circumstances surrounding officers' felonious deaths included activities related to investigative/enforcement (8), crimes in progress (6), pursuits (5), and ambushes (4). Accidental law enforcement deaths decreased 56.41 percent when comparing the first seven months of 2023 (17) with those of 2022 (39). The accidental deaths in 2023 were due primarily to motor vehicle accidents (11), aircraft crashes (2), and pedestrian officers struck by vehicles (2). The southern region has the most law enforcement deaths in 2023 with 24 deaths total (13 felonious, 11 accidental). Although not represented in the below graphic, 13 officers died from the following medical conditions in 2023: 2 officers died from conditions related to 9/11, 2 officers died from cancer, 1 officer died from illnesses related to COVID-19, and 8 officers died due to other natural causes.

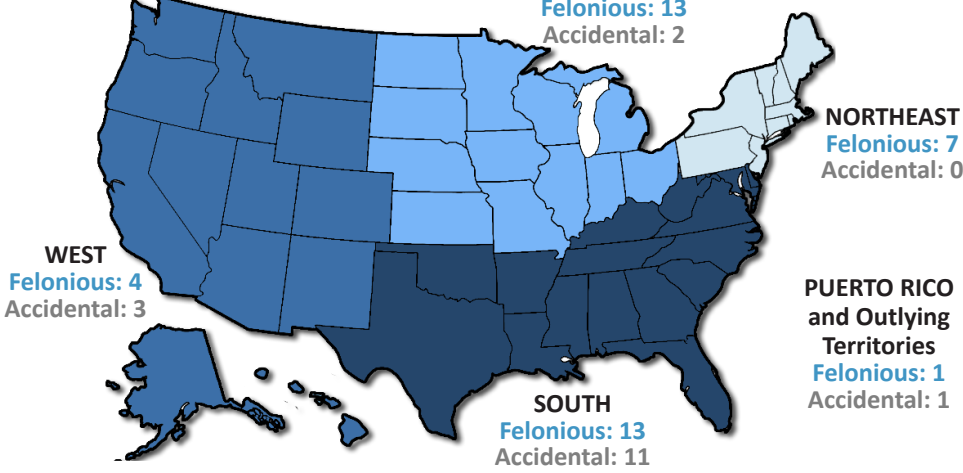
## Officer Deaths by Month

Month	Felonious		Accidental	
	2022	2023	2022	2023
Jan	3	3	10	0
Feb	4	5	4	3
Mar	9	4	6	5
Apr	2	6	1	0
May	2	6	5	3
Jun	12	6	4	2
Jul	6	8	9	4
Aug	6		3	
Sep	5		1	
Oct	5		5	
Nov	1		3	
Dec	6		6	

## Officer Deaths by Year



## Officer Deaths by Region



## Circumstances of Officer Deaths

### 38 Felonious

- 1 Administrative assignment
- 4 Ambush (entrapment/premeditation)
- 2 Arrest situation
- 3 Assisting another law enforcement officer
- 0 Assisting motorist
- 0 Citizen complaint
- 6 Crime in progress (robbery, burglary, etc.)
- 2 Disorder/disturbance (domestic disturbance, civil disorder, etc.)
- 1 Encounter/assist an emotionally disturbed person
- 8 Investigative/enforcement (Drug-related matter, wanted person, traffic violation stop)
- 0 Out of service (court, dining, etc.)
- 0 Providing/deploying equipment (flares, traffic cones, etc.)
- 5 Pursuit
- 0 Report of crime (robbery, burglary, etc.)
- 0 Respond to alarm (audible/silent)
- 1 Serving/attempting to serve court order (eviction notice, subpoena, etc.)
- 3 Tactical situation
- 1 Traffic control (crash scene, directing traffic, etc.)
- 1 Unprovoked attack
- 0 Other

### 17 Accidental


- 11 Motor vehicle crash
  - 0 Assisting/investigating vehicle crash
  - 0 Assisting motorist
  - 0 Engaging in vehicle pursuit
  - 1 Escorting dignitary or funeral
  - 0 Overseeing work zone
  - 4 Patrolling
  - 0 Performing traffic control
  - 0 Performing traffic stop
  - 4 Responding to emergency
  - 1 Responding to nonemergency
  - 0 Training
  - 1 Other
- 2 Pedestrian officer struck by vehicle
  - 0 Assisting/investigating vehicle crash
  - 0 Assisting motorist
  - 0 Providing/deploying equipment
  - 0 Engaging in foot pursuit
  - 0 Overseeing work zone
  - 0 Patrolling
  - 0 Performing traffic control
  - 0 Performing traffic stop
  - 1 Training
  - 1 Other
- 1 Drowning
- 1 Fall
- 0 Firearm-related incident
- 2 Aircraft crash



## Weapons Used by Offender

### 38 Felonious Killings

- 32 Officers killed with firearms
  - 7 Handguns
  - 4 Rifles
  - 0 Shotguns
  - 21 Not reported
  - 0 Unknown
- 4 Vehicles
- 0 Knives/cutting instruments
- 1 Personal weapons (hands, fists, etc.)
- 0 Blunt instrument (club, brick, etc.)
- 1 Other



## Distance from Firearm

### Felonious Killings

- 0 - 5 ft: 1
- 6 - 10 ft: 3
- 11 - 20 ft: 1
- 21 - 50 ft: 1
- 51+ ft: 1
- Not reported: 23
- Unknown: 2



## Location of Fatal Firearm Wound

**Fatal wound location** was not reported for 26 fatalities.

**Body Armor worn** confirmed in 9 fatalities.

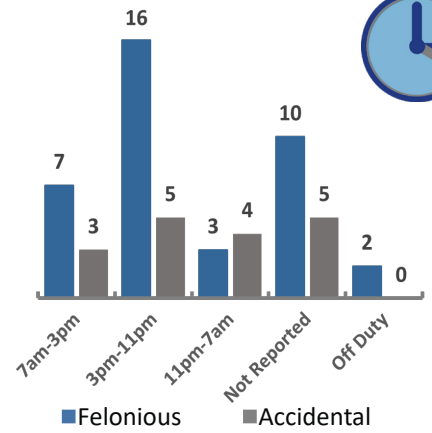


## Incidents and Victims

38 Incidents  
38 Victims

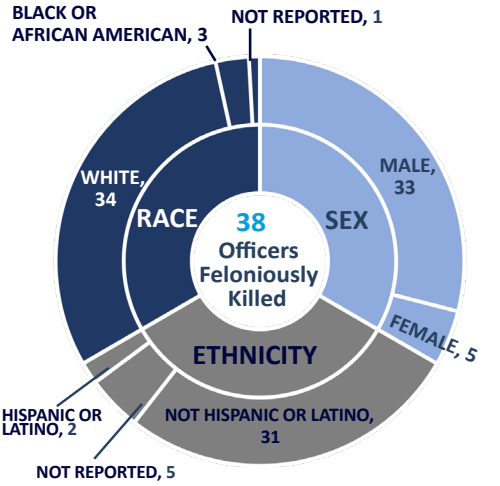


## Time of Incident



## Demographics of Officers Killed

### Race, Sex, and Ethnicity of Officers Feloniously Killed



## Demographics of Offenders

### Race, Sex, and Ethnicity of Offenders in Felonious Killings

